

Contul de executie al bugetului institutiilor publice la data de 30.09.2024  
sursa de finantare: 02

Cod Indicator	Denumire	Prev. bug. initiale	Prev. bug. trim./def.	Drepturi const. TOTAL	Drepturi const. din anii precedenti	Drepturi const. anul curent	Incasari realizate	Stingeri pe alte cai decat incasari	Drepturi const. de incasat
V	TOTAL VENITURI	532,136,630	420,756,060	278,149,172	40,378,043	237,771,129	230,408,689	257,326	47,483,157
49.90	VENITURI PROPRII	209,705,480	180,831,080	241,188,196	40,378,043	200,810,153	193,447,713	257,326	47,483,157
00.02	I. VENITURI CURENTE	245,728,320	202,316,920	240,095,873	40,375,082	199,720,791	192,364,735	257,326	47,473,812
00.03	A. VENITURI FISCALE	231,339,320	188,873,920	213,633,695	25,592,464	188,041,231	182,731,470	118,979	30,783,246
00.04	A1. IMPOZIT PE VENIT, PROFIT SI CA	127,826,320	100,339,920	97,327,513	0	97,327,513	97,327,513	0	0
00.05	A11. IMPOZIT PE VENIT, PROFIT SI C	1,631,000	1,223,000	1,375,581	0	1,375,581	1,375,581	0	0
03.02	Impozit pe venit	1,631,000	1,223,000	1,375,581	0	1,375,581	1,375,581	0	0
03.02.18	Impozitul pe veniturile din transferu	1,631,000	1,223,000	1,375,581	0	1,375,581	1,375,581	0	0
00.06	A12. IMPOZIT PE VENIT, PROFIT SI C	126,195,320	99,116,920	95,951,932	0	95,951,932	95,951,932	0	0
04.02	Cote si sume defalcate din impozitu	126,195,320	99,116,920	95,951,932	0	95,951,932	95,951,932	0	0
04.02.01	Cote defalcate din impozitul pe ven	121,594,000	94,765,600	91,576,327	0	91,576,327	91,576,327	0	0
04.02.05	Sume repartizate din Fondul la disp	1,000,000	750,000	774,286	0	774,286	774,286	0	0
04.02.06	Sume repartizate pentru finantarea	3,601,320	3,601,320	3,601,319	0	3,601,319	3,601,319	0	0
00.09	A3. IMPOZITE SI TAXE PE PROPRIETA	34,117,000	33,896,000	56,024,170	19,690,402	36,333,768	32,996,442	3,901	23,023,827
07.02	IMPOZITE SI TAXE PE PROPRIETATE	34,117,000	33,896,000	56,024,170	19,690,402	36,333,768	32,996,442	3,901	23,023,827
07.02.01	Impozit pe cladiri	25,522,000	25,515,000	42,856,106	15,910,651	26,945,455	24,856,887	1,085	17,998,134
07.02.01.01	Impozit pe cladiri persoane fizice	9,707,000	9,700,000	13,657,278	4,485,271	9,172,007	8,611,271	1,085	5,044,922
07.02.01.02	Impozit pe cladiri persoane juridice	15,815,000	15,815,000	29,198,828	11,425,380	17,773,448	16,245,616	0	12,953,212
07.02.02	Impozit pe terenuri	7,266,000	7,100,000	11,690,935	3,591,777	8,099,158	6,968,251	2,816	4,719,868
07.02.02.01	Impozit pe terenuri persoane fizice	3,171,000	3,100,000	4,588,560	1,167,593	3,420,967	3,042,867	2,685	1,543,008
07.02.02.02	Impozit pe terenuri persoane juridic	3,751,000	3,700,000	6,405,838	2,092,346	4,313,492	3,612,468	0	2,793,370
07.02.02.03	Impozit pe teren extravilan	344,000	300,000	696,537	331,838	364,699	312,916	131	383,490
07.02.03	Taxe judiciare de timbru, taxe de tir	1,329,000	1,281,000	1,477,129	187,974	1,289,155	1,171,304	0	305,825
00.10	A4. IMPOZITE SI TAXE PE BUNURI SI	68,720,000	54,008,000	59,443,343	5,758,618	53,684,725	51,803,947	115,078	7,524,318
11.02	Sume defalcate din TVA	58,754,000	44,217,000	42,672,000	0	42,672,000	42,672,000	0	0
11.02.02	Sume defalcate din TVA pentru fina	51,478,000	37,729,000	37,729,000	0	37,729,000	37,729,000	0	0
11.02.06	Sume defalcate din TVA pentru ech	6,290,000	5,693,000	4,290,000	0	4,290,000	4,290,000	0	0
11.02.09	Sume defalcate din TVA pentru fina	986,000	795,000	653,000	0	653,000	653,000	0	0
12.02	Alte impozite si taxe generale pe bu	24,000	18,000	431	0	431	431	0	0
12.02.18	Impozitul suplimentar din vanzare	24,000	18,000	431	0	431	431	0	0
15.02	Taxe pe servicii specifice	63,000	53,000	41,150	9,153	31,997	37,822	0	3,328
15.02.01	Impozit pe spectacole	63,000	53,000	41,150	9,153	31,997	37,822	0	3,328
16.02	Taxe pe utiliz bunurilor, autoriz utili	9,879,000	9,720,000	16,729,762	5,749,465	10,980,297	9,093,694	115,078	7,520,990
16.02.02	Taxa asupra mijloacelor de transpor	8,254,000	8,101,000	14,953,683	5,642,816	9,310,867	7,482,249	115,078	7,356,356
16.02.02.01	Taxa asupra mijloacelor de transpor	5,573,000	5,450,000	10,547,918	4,241,244	6,306,674	4,968,507	115,078	5,464,333

16.02.02.02	Taxa asupra mijloacelor de transport	2,681,000	2,651,000	4,405,765	1,401,572	3,004,193	2,513,742	0	1,892,023
16.02.03	Taxe si tarife pentru elib de licente s	1,576,000	1,570,000	1,616,872	52,355	1,564,517	1,558,558	0	58,314
16.02.50	Alte taxe pe utilizarea bunurilor	49,000	49,000	159,207	54,294	104,913	52,887	0	106,320
00.11	A6. ALTE IMPOZITE SI TAXE FISCALE	676,000	630,000	838,669	143,444	695,225	603,568	0	235,101
18.02	ALTE IMPOZITE SI TAXE FISCALE	676,000	630,000	838,669	143,444	695,225	603,568	0	235,101
18.02.50	Alte impozite si taxe	676,000	630,000	838,669	143,444	695,225	603,568	0	235,101
00.12	C. VENITURI NEFISCALE	14,389,000	13,443,000	26,462,178	14,782,618	11,679,560	9,633,265	138,347	16,690,566
00.13	C1. VENITURI DIN PROPRIETATE	6,814,500	6,726,500	11,851,490	5,632,328	6,219,162	4,295,849	11,925	7,543,716
30.02	Venituri din proprietate	6,809,500	6,722,500	11,847,676	5,631,386	6,216,290	4,293,918	11,925	7,541,833
30.02.05	Venituri din concesiuni si inchirieri	6,787,000	6,700,000	11,825,205	5,631,386	6,193,819	4,271,447	11,925	7,541,833
30.02.05.30	Alte venituri din concesiuni si inchir	6,787,000	6,700,000	11,825,205	5,631,386	6,193,819	4,271,447	11,925	7,541,833
30.02.08	Venituri din dividende	22,500	22,500	22,471	0	22,471	22,471	0	0
30.02.08.02	Venituri din dividende de la alti plat	22,500	22,500	22,471	0	22,471	22,471	0	0
31.02	Venituri din dobanzi	5,000	4,000	3,814	942	2,872	1,931	0	1,883
31.02.03	Alte venituri din dobanzi	5,000	4,000	3,814	942	2,872	1,931	0	1,883
00.14	C2. VANZARI DE BUNURI SI SERVICII	7,574,500	6,716,500	14,610,688	9,150,290	5,460,398	5,337,416	126,422	9,146,850
33.02	Venituri din prestari de servicii si alt	1,308,000	1,032,000	993,315	67,154	926,161	932,892	1,177	59,246
33.02.08	Venituri din prestari de servicii	7,000	6,000	1,908	0	1,908	1,908	0	0
33.02.10	Contributia parintilor sau sustinator	103,000	88,000	86,377	0	86,377	86,377	0	0
33.02.12	Contributia persoanelor beneficiare	65,000	65,000	76,968	0	76,968	76,968	0	0
33.02.13	Contributia de intretinere a persoar	1,090,000	840,000	758,933	0	758,933	758,933	0	0
33.02.28	Venituri din recuperarea cheltuielilor	43,000	33,000	69,129	67,154	1,975	8,706	1,177	59,246
35.02	Amenzi, penalitati si confiscari	4,307,500	4,213,500	11,835,298	8,719,752	3,115,546	3,016,689	125,093	8,693,516
35.02.01	Venituri din amenzi si alte sanctiuni	3,341,500	3,247,500	7,493,945	5,252,186	2,241,759	2,421,651	102,869	4,969,425
35.02.01.02	Venituri din amenzi si alte sanctiuni	3,341,500	3,247,500	7,493,945	5,252,186	2,241,759	2,421,651	102,869	4,969,425
35.02.50	Alte amenzi, penalitati si confiscari	966,000	966,000	4,341,353	3,467,566	873,787	595,038	22,224	3,724,091
36.02	Diverse venituri	1,949,000	1,461,000	1,743,075	363,384	1,379,691	1,348,835	152	394,088
36.02.50	Alte venituri	1,949,000	1,461,000	1,743,075	363,384	1,379,691	1,348,835	152	394,088
37.02	Transferuri voluntare, altele decat s	10,000	10,000	39,000	0	39,000	39,000	0	0
37.02.01	Donatii si sponsorizari	10,000	10,000	39,000	0	39,000	39,000	0	0
37.02.03	Varsaminte din sectiunea de functi	-2,686,000	-2,089,000	1,302,200	0	1,302,200	1,302,200	0	0
37.02.04	Varsaminte din sectiunea de functi	2,686,000	2,089,000	-1,302,200	0	-1,302,200	-1,302,200	0	0
00.15	II. VENITURI DIN CAPITAL	358,010	358,010	608,110	2,961	605,149	598,765	0	9,345
39.02	Venituri din valorificarea unor bunu	358,010	358,010	608,110	2,961	605,149	598,765	0	9,345
39.02.01	Venituri din valorificarea unor bunu	1,860	1,860	5,510	0	5,510	5,510	0	0
39.02.03	Venituri din vanzarea locuintelor co	77,960	77,960	133,366	0	133,366	133,366	0	0
39.02.07	Venituri din vanzarea unor bunuri a	278,190	278,190	469,234	2,961	466,273	459,889	0	9,345
00.16	III. OPERATIUNI FINANCIARE	22,383,150	22,383,150	43,195,213	0	43,195,213	43,195,213	0	0
40.02	Incasari din rambursarea imprumut	22,383,150	22,383,150	43,195,213	0	43,195,213	43,195,213	0	0
40.02.13	Sume din excedentul anului preced	0	0	31,891,213	0	31,891,213	31,891,213	0	0
40.02.14	Sume din excedentul bugetului loca	15,246,000	15,246,000	10,304,000	0	10,304,000	10,304,000	0	0
40.02.18	Sume din excedentul bugetului loca	7,137,150	7,137,150	1,000,000	0	1,000,000	1,000,000	0	0
00.17	IV. SUBVENTII	251,446,000	183,476,830	18,990,690	0	18,990,690	18,990,690	0	0

00.18	SUBVENTII DE LA ALTE NIVELE ALE A	251,446,000	183,476,830	18,990,690	0	18,990,690	18,990,690	0	0
42.02	Subventii de la bugetul de stat	136,926,000	98,240,300	17,330,639	0	17,330,639	17,330,639	0	0
42.02.34	Subventii pentru acordarea ajutoru	350,000	350,000	39,900	0	39,900	39,900	0	0
42.02.41	Subventii din bugetul de stat pentru	0	0	119,100	0	119,100	119,100	0	0
42.02.65	Finantarea Programului National de	1,355,000	1,355,000	1,290,985	0	1,290,985	1,290,985	0	0
42.02.66	Subventii din bugetul de stat alocat	8,650,000	7,417,000	6,553,950	0	6,553,950	6,553,950	0	0
42.02.67	Subventii din sume obtinute ?n urm	6,404,000	4,436,000	0	0	0	0	0	0
42.02.69	Subventii de la bugetul de stat catre	1,831,300	1,831,300	2,524,140	0	2,524,140	2,524,140	0	0
49.95	INDICATOR CORELARE	118,335,700	82,851,000	6,802,564	0	6,802,564	6,802,564	0	0
42.02.79	Subventii pentru finantarea liceelor	270,000	270,000	0	0	0	0	0	0
42.02.79.02	Subventii pentru finantarea liceelor	270,000	270,000	0	0	0	0	0	0
42.02.87	Subventii de la bugetul de stat catre	23,260,000	15,660,000	5,771,304	0	5,771,304	5,771,304	0	0
42.02.88	Alocari de sume din PNRR aferente	54,000,000	37,800,000	238,000	0	238,000	238,000	0	0
42.02.88.01	Fonduri externe nerambursabile	45,400,000	31,780,000	200,000	0	200,000	200,000	0	0
42.02.88.03	Sume aferente TVA	8,600,000	6,020,000	38,000	0	38,000	38,000	0	0
42.02.89	Alocari de sume din PNRR aferente	23,300,000	16,370,000	793,260	0	793,260	793,260	0	0
42.02.89.01	Fonduri din imprumut rambursabil	19,600,000	13,780,000	666,605	0	666,605	666,605	0	0
42.02.89.03	Sume aferente TVA	3,700,000	2,590,000	126,655	0	126,655	126,655	0	0
42.02.93	Subventii de la bugetul de stat nece	17,505,700	12,751,000	0	0	0	0	0	0
42.02.93.03	Subventii de la bugetul de stat catre	17,505,700	12,751,000	0	0	0	0	0	0
43.02	Subventii de la alte administratii	0	0	1,660,051	0	1,660,051	1,660,051	0	0
43.02.48	Sume alocate din PNRR aferente co	0	0	314,042	0	314,042	314,042	0	0
43.02.48.01	Fonduri din imprumut rambursabil	0	0	263,901	0	263,901	263,901	0	0
43.02.48.03	Sume aferente TVA	0	0	50,141	0	50,141	50,141	0	0
43.02.49	Sume alocate din PNRR aferente asi	0	0	1,346,009	0	1,346,009	1,346,009	0	0
43.02.49.01	Fonduri europene nerambursabile	0	0	1,131,100	0	1,131,100	1,131,100	0	0
43.02.49.03	Sume aferente TVA	0	0	214,909	0	214,909	214,909	0	0
45.02	Sume primite de la UE in contul plat	114,520,000	85,236,530	0	0	0	0	0	0
45.02.48	Fondul European de Dezvoltare Reg	114,520,000	85,236,530	0	0	0	0	0	0
45.02.48.01	Sume primite in contul platilor din a	114,520,000	85,236,530	0	0	0	0	0	0
48.02	Sume primite de la UE/alti donatori	12,221,150	12,221,150	-24,740,714	0	-24,740,714	-24,740,714	0	0
48.02.01	Fondul European de Dezvoltare Reg	12,221,150	12,221,150	-24,740,714	0	-24,740,714	-24,740,714	0	0
48.02.01.01	Sume primite in contul platilor efec	1,347,000	1,347,000	-10,451	0	-10,451	-10,451	0	0
48.02.01.02	Sume primite in contul platilor efec	10,874,150	10,874,150	7,160,950	0	7,160,950	7,160,950	0	0
48.02.01.03	Prefinantare	0	0	-31,891,213	0	-31,891,213	-31,891,213	0	0

Primar,  
Cristi Valentin Misăla



Director Executiv Adjunct,  
Simona Poiana

Sef Serviciu Buget-Contabilitate,  
Denise Epure


## Contul de executie al bugetului institutiilor publice la data de 30.09.2024

sursa de finantare: 02

Denumire	CodIndicator	Credite de angajament Initiale	Credite Angajament Trimestriale	Credite bugetare initiale	Credite bugetare trimestriale	Angajamente bugetare	Angajamente legale	Plati efectuate	Angajamente legale de platit	Cheltuieli efective
TOTAL CHELTUIELI	C	654,730,790	653,929,590	532,136,630	420,756,060	305,285,249	303,577,953	217,325,466	86,252,487	240,109,822
Partea I-a SERVICII PUBLICE GENERALE	50.02	74,095,780	74,093,780	49,791,620	36,113,620	33,935,779	33,308,902	31,596,816	1,712,086	32,847,959
Autoritati publice si actiuni externe	51.02	59,664,870	59,662,870	35,360,710	25,791,710	24,266,235	23,639,358	21,941,672	1,697,686	23,755,076
Autoritati executive si legislative	51.02.01	59,664,870	59,662,870	35,360,710	25,791,710	24,266,235	23,639,358	21,941,672	1,697,686	23,755,076
Autoritati executive	51.02.01.03	59,664,870	59,662,870	35,360,710	25,791,710	24,266,235	23,639,358	21,941,672	1,697,686	23,755,076
Alte servicii publice generale	54.02	4,367,910	4,367,910	4,367,910	3,571,910	3,170,412	3,170,412	3,156,012	14,400	3,041,303
Fond de rezerva bugetara la dispozitia autoritatilor locale	54.02.05	200	200	200	200	0	0	0	0	0
Servicii publice comunitare de evidenta a persoanelor	54.02.10	4,115,710	4,115,710	4,115,710	3,319,710	3,000,000	3,000,000	3,000,000	0	3,000,000
Alte servicii publice generale	54.02.50	252,000	252,000	252,000	252,000	170,412	170,412	156,012	14,400	41,303
Dobanzi	55.02	10,063,000	10,063,000	10,063,000	6,750,000	6,499,132	6,499,132	6,499,132	0	6,051,580
Partea a II-a APARARE, ORDINE PUBLICA SI SIGURANTA NATIONALA	59.02	10,431,020	10,431,020	10,394,120	7,871,210	7,772,292	7,772,292	7,750,528	21,764	7,741,916
Ordine publica si siguranta nationala	61.02	10,431,020	10,431,020	10,394,120	7,871,210	7,772,292	7,772,292	7,750,528	21,764	7,741,916
Ordine publica	61.02.03	10,234,510	10,234,510	10,197,610	7,715,610	7,653,376	7,653,376	7,653,376	0	7,666,560
Politie locala	61.02.03.04	10,234,510	10,234,510	10,197,610	7,715,610	7,653,376	7,653,376	7,653,376	0	7,666,560
Protectie civila si protectia contra incendiilor (protectie civila nonmilitara)	61.02.05	196,510	196,510	196,510	155,600	118,916	118,916	97,152	21,764	75,356
Partea a III-a CHELTUIELI SOCIAL-CULTURALE	64.02	188,520,850	188,751,650	178,049,410	150,341,520	132,108,677	132,106,379	108,084,825	24,021,554	110,140,580
Invatamant	65.02	72,728,330	72,959,130	68,479,960	54,850,060	38,148,860	38,146,562	32,051,359	6,095,203	32,977,845
Invatamant secundar	65.02.04	23,422,150	23,527,050	25,786,080	23,404,780	18,179,147	18,179,147	17,988,332	190,815	13,602,219
Invatamant secundar superior	65.02.04.02	23,422,150	23,527,050	25,786,080	23,404,780	18,179,147	18,179,147	17,988,332	190,815	13,602,219
Invatamant prescolar si primar	65.02.03	19,193,620	19,319,520	18,852,350	15,316,250	10,661,009	10,659,011	10,004,973	654,038	18,311,003
Invatamant prescolar	65.02.03.01	6,626,640	6,658,840	7,120,820	6,227,020	4,441,917	4,441,948	4,353,470	88,478	13,367,066
Invatamant primar	65.02.03.02	12,566,980	12,660,680	11,731,530	9,089,230	6,219,092	6,217,063	5,651,503	565,560	4,943,937
Invatamant postliceal	65.02.05	244,400	244,400	244,400	197,400	79,723	79,723	79,723	0	97,994
Servicii auxiliare pentru educatie	65.02.11	1,399,000	1,399,000	1,399,000	889,000	474,250	474,250	0	474,250	0
Alte servicii auxiliare	65.02.11.30	1,399,000	1,399,000	1,399,000	889,000	474,250	474,250	0	474,250	0
Invatamant anteprescolar	65.02.13	1,234,990	1,234,990	2,072,940	1,845,440	1,627,751	1,627,451	732,461	894,990	785,208
Alte cheltuieli in domeniul invatamantului	65.02.50	27,234,170	27,234,170	20,125,190	13,197,190	7,126,980	7,126,980	3,245,870	3,881,110	181,421
Sanatate	66.02	8,980,000	8,980,000	8,964,880	7,767,880	8,801,308	8,801,308	7,186,543	1,614,765	7,201,069
Servicii de sanatate publica	66.02.08	8,950,000	8,950,000	8,934,880	7,739,880	8,771,308	8,771,308	7,177,879	1,593,429	7,192,405
Alte cheltuieli in domeniul sanatatii	66.02.50	30,000	30,000	30,000	28,000	30,000	30,000	8,664	21,336	8,664
Alte institutii si actiuni sanitare	66.02.50.50	30,000	30,000	30,000	28,000	30,000	30,000	8,664	21,336	8,664
Cultura, recreere si religie	67.02	47,750,320	47,750,320	47,640,640	42,381,650	35,743,490	35,743,490	31,273,692	4,469,798	28,648,080
Servicii culturale	67.02.03	13,331,810	13,331,810	13,331,810	11,551,820	8,450,300	8,450,300	7,737,150	713,150	7,737,150
Institutii publice de spectacole si concerte	67.02.03.04	13,331,810	13,331,810	13,331,810	11,551,820	8,450,300	8,450,300	7,737,150	713,150	7,737,150
Servicii recreative si sportive	67.02.05	25,816,780	25,816,780	26,740,960	24,576,960	22,342,880	22,342,880	22,069,985	272,895	19,950,718
Sport	67.02.05.01	12,026,520	12,026,520	12,026,520	11,619,520	11,619,520	11,619,520	11,619,520	0	11,619,520
Tineret	67.02.05.02	20,000	20,000	20,000	18,000	18,079	18,079	17,848	231	17,848
Intrtinere gradini publice, parcuri, zone verzi, baze sportive si de agrement	67.02.05.03	13,770,260	13,770,260	14,694,440	12,939,440	10,705,281	10,705,281	10,432,617	272,664	8,313,350
Alte servicii in domeniul culturii, recreerii si religiei	67.02.50	8,601,730	8,601,730	7,567,870	6,252,870	4,950,310	4,950,310	1,466,557	3,483,753	960,212
Asigurari si asistenta sociala	68.02	59,062,200	59,062,200	52,963,930	45,341,930	49,415,019	49,415,019	37,573,231	11,841,788	41,313,586

Asistenta acordata persoanelor in varsta	68.02.04	12,266,660	12,266,660	6,011,640	4,992,140	4,943,525	4,943,525	3,834,141	1,109,384	3,884,258
Asistenta sociala in caz de boli si invaliditati	68.02.05	36,420,000	36,420,000	36,403,080	32,175,080	34,831,612	34,831,612	28,002,062	6,829,550	28,587,192
Asistenta sociala in caz de invaliditate	68.02.05.02	36,420,000	36,420,000	36,403,080	32,175,080	34,831,612	34,831,612	28,002,062	6,829,550	28,587,192
Asistenta sociala pentru familii si copii	68.02.06	10,000	10,000	10,000	10,000	10,000	10,000	6,000	4,000	6,000
Crese	68.02.11	0	0	0	0	0	0	0	0	113,711
Prevenirea excluderii sociale	68.02.15	4,010,000	4,010,000	4,000,950	3,121,450	3,199,549	3,199,549	1,797,151	1,402,398	1,865,163
Ajutor social	68.02.15.01	500,000	500,000	500,000	225,000	500,000	500,000	122,628	377,372	137,008
Cantine de ajutor social	68.02.15.02	3,510,000	3,510,000	3,500,950	2,896,450	2,699,549	2,699,549	1,674,523	1,025,026	1,728,155
Alte cheltuieli in domeniul asigurarilor si asistentei sociale	68.02.50	6,355,540	6,355,540	6,538,260	5,043,260	6,430,333	6,430,333	3,933,877	2,496,456	6,857,262
Alte cheltuieli in domeniul asistentei sociale	68.02.50.50	6,355,540	6,355,540	6,538,260	5,043,260	6,430,333	6,430,333	3,933,877	2,496,456	6,857,262
Partea a IV-a SERVICII SI DEZVOLTARE PUBLICA, LOCUINTE, MEDIU SI APE	69.02	129,829,410	129,829,410	66,101,390	56,820,390	38,766,063	38,106,584	27,248,731	10,857,853	32,856,322
Locuinte, servicii si dezvoltare publica	70.02	67,967,900	67,967,900	44,187,390	37,466,390	24,626,406	23,977,637	15,426,162	8,551,475	20,607,318
Locuinte	70.02.03	14,785,120	14,785,120	8,027,380	6,700,380	2,696,548	2,643,063	-76,530	2,719,593	417,885
Alte cheltuieli in domeniul locuintelor	70.02.03.30	14,785,120	14,785,120	8,027,380	6,700,380	2,696,548	2,643,063	-76,530	2,719,593	417,885
Iluminat public si electrificari rurale	70.02.06	21,446,640	21,446,640	18,346,530	15,492,530	9,251,141	9,226,234	3,998,236	5,227,998	4,082,890
Alimentare cu gaze naturale in localitati	70.02.07	13,934,930	13,934,930	54,640	54,640	54,635	54,635	54,635	0	0
Alte servicii en domeniile locuintelor, serviciilor si dezvoltarii comunale	70.02.50	17,801,210	17,801,210	17,758,840	15,218,840	12,624,082	12,053,705	11,449,821	603,884	16,106,543
Protectia mediului	74.02	61,861,510	61,861,510	21,914,000	19,354,000	14,139,657	14,128,947	11,822,569	2,306,378	12,249,004
Salubritate si gestiunea deeurilor	74.02.05	60,895,510	60,895,510	20,951,000	18,531,000	13,673,880	13,663,170	11,356,792	2,306,378	11,780,227
Salubritate	74.02.05.01	12,751,000	12,751,000	12,751,000	12,472,000	11,699,010	11,699,010	11,346,807	352,203	11,773,087
Colectarea, tratarea si distrugerea deeurilor	74.02.05.02	48,144,510	48,144,510	8,200,000	6,059,000	1,974,870	1,964,160	9,985	1,954,175	7,140
Reducerea si controlul poluarii	74.02.03	762,000	762,000	759,000	659,000	315,000	315,000	315,000	0	318,000
Canalizarea si tratarea apelor reziduale	74.02.06	204,000	204,000	204,000	164,000	150,777	150,777	150,777	0	150,777
Partea a V-a ACTIUNI ECONOMICE	79.02	251,853,730	250,823,730	227,800,090	169,609,320	92,702,438	92,283,796	42,644,566	49,639,230	56,523,045
Actiuni generale economice, comerciale si de munca	80.02	8,405,000	8,405,000	8,405,000	6,360,200	5,839,285	5,839,285	5,838,763	522	400,865
Actiuni generale economice si comerciale	80.02.01	8,405,000	8,405,000	8,405,000	6,360,200	5,839,285	5,839,285	5,838,763	522	400,865
Alte cheltuieli pentru actiuni generale economice si comerciale	80.02.01.30	8,405,000	8,405,000	8,405,000	6,360,200	5,839,285	5,839,285	5,838,763	522	400,865
Combustibili si energie	81.02	78,505,010	78,475,010	71,624,980	51,500,060	8,603,545	8,460,745	8,460,745	0	11,871,904
Energie termica	81.02.06	78,505,010	78,475,010	71,624,980	51,500,060	8,603,545	8,460,745	8,460,745	0	11,871,849
Alte cheltuieli privind combustibili si energia	81.02.50	0	0	0	0	0	0	0	0	55
Transporturi	84.02	164,943,720	163,943,720	147,770,110	111,749,060	78,259,608	77,983,766	28,345,058	49,638,708	44,250,276
Transport rutier	84.02.03	164,943,720	163,943,720	147,770,110	111,749,060	78,259,608	77,983,766	28,345,058	49,638,708	44,250,276
Strazi	84.02.03.03	46,536,570	46,536,570	86,005,440	66,335,510	60,474,954	60,199,112	22,598,342	37,600,770	26,607,907
Transport in comun	84.02.03.02	118,407,150	117,407,150	61,764,670	45,413,550	17,784,654	17,784,654	5,746,716	12,037,938	17,642,369

Primar,  
Cristi Valentin Misaila



Director Executiv Adjunct,  
Simona Poieana

Sef Serviciu Buget-Contabilitate,  
Denise Epure

## Contul de executie al bugetului institutiilor publice la data de 30.09.2024

sursa de finantare: 02

Capitole:51.02

Denumire	CodIndicator	Credite de angajament initiale	Credite Angajament Trimestriale	Credite bugetare initiale	Credite bugetare trimestriale	Angajamente bugetare	Angajamente legale	Plati efectuate	Angajamente legale de platit	Cheltuieli efective
TOTAL CHELTUIELI	00	59,664,870	59,662,870	35,360,710	25,791,710	24,266,235	23,639,358	21,941,672	1,697,686	23,755,076
CHELTUIELI CURENTE	01	59,457,890	59,455,890	35,370,000	25,801,000	24,280,218	23,822,321	22,157,955	1,664,366	22,298,312
TITLUL I CHELTUIELI DE PERSONAL	10	26,050,000	26,050,000	26,050,000	18,787,000	18,224,546	18,224,546	18,224,546	0	18,475,994
Cheltuieli salariale in bani	10.01	25,259,000	25,259,000	25,259,000	18,116,000	17,640,312	17,640,312	17,640,312	0	17,887,145
Salarii de baza	10.01.01	19,658,000	19,658,000	19,658,000	13,348,000	13,332,646	13,332,646	13,332,646	0	13,251,758
Sporuri pentru conditii de munca	10.01.05	320,000	320,000	320,000	80,000	18,599	18,599	18,599	0	101,177
Alte sporuri	10.01.06	212,000	212,000	212,000	165,000	79,816	79,816	79,816	0	80,587
Indemnizatii platite unor persoane din afara unitatii	10.01.12	501,000	501,000	501,000	380,000	367,604	367,604	367,604	0	367,406
Indemnizatii de delegare	10.01.13	4,000	4,000	4,000	4,000	736	736	736	0	736
Indemnizatie de hrana	10.01.17	575,000	575,000	575,000	400,000	286,049	286,049	286,049	0	315,549
Alte drepturi salariale in bani	10.01.30	3,989,000	3,989,000	3,989,000	3,739,000	3,554,862	3,554,862	3,554,862	0	3,769,932
Cheltuieli salariale in natura	10.02	221,000	221,000	221,000	221,000	195,996	195,996	195,996	0	195,996
Tichete de vacanta	10.02.06	221,000	221,000	221,000	221,000	195,996	195,996	195,996	0	195,996
Contributii	10.03	570,000	570,000	570,000	450,000	388,238	388,238	388,238	0	392,853
Contributii la Fd. de garantare a creantelor salariale	10.03.07	570,000	570,000	570,000	450,000	388,238	388,238	388,238	0	392,853
TITLUL II BUNURI SI SERVICII	20	6,096,000	6,094,000	6,096,000	4,312,000	5,448,637	4,990,740	3,377,544	1,613,196	3,302,472
Bunuri si servicii	20.01	4,320,000	4,318,000	4,320,000	3,295,000	4,039,041	3,601,144	2,741,236	859,908	2,593,355
Furnituri de birou	20.01.01	156,000	156,000	156,000	130,000	134,014	125,089	122,774	2,315	86,987
Materiale pentru curatenie	20.01.02	10,000	10,000	10,000	8,000	0	0	0	0	0
Incalzit, Iluminat si forta motrica	20.01.03	441,000	441,000	441,000	403,000	385,769	385,769	370,806	14,963	308,994
-incalzire-sistem centralizat (ENET)	20.01.03.01	189,000	189,000	189,000	151,000	150,185	150,185	150,185	0	150,185
-incalzire cu gaze (Distrigaz)	20.01.03.02	12,000	12,000	12,000	12,000	-1,756	-1,756	-1,751	-5	-2,378
- energie electrica (ELECTRICA)	20.01.03.04	240,000	240,000	240,000	240,000	237,340	237,340	222,372	14,968	161,187
Apa, canal si salubritate	20.01.04	35,000	35,000	35,000	30,000	27,840	27,840	24,886	2,954	24,464
Carburanti si lubrifianti	20.01.05	40,000	40,000	40,000	40,000	40,000	40,000	40,000	0	37,300
Piese de schimb	20.01.06	4,000	4,000	4,000	4,000	1,900	1,900	1,900	0	1,944
Posta, telecomunicatii, radio, tv, internet	20.01.08	204,000	202,000	204,000	150,000	202,866	191,561	97,252	94,309	95,966
Materiale si prestari de servicii cu caracter functional	20.01.09	300,000	300,000	300,000	230,000	196,579	196,579	193,842	2,737	183,872
Alte bunuri si servicii pentru intretinere si functionare	20.01.30	3,130,000	3,130,000	3,130,000	2,300,000	3,050,073	2,632,406	1,889,776	742,630	1,853,828
Reparatii curente	20.02	105,000	105,000	105,000	105,000	103,410	103,410	103,410	0	103,410
Medicamente si materiale sanitare	20.04	15,000	15,000	15,000	10,000	0	0	0	0	0
Materiale sanitare	20.04.02	10,000	10,000	10,000	5,000	0	0	0	0	0
Dezinfectanti	20.04.04	5,000	5,000	5,000	5,000	0	0	0	0	0
Bunuri de natura obiectelor de inventar	20.05	10,000	10,000	10,000	10,000	4,891	4,891	4,891	0	0

Alte obiecte de inventar	20.05.30	10,000	10,000	10,000	10,000	4,891	4,891	4,891	0	0
Deplasari, detasari, transferari	20.06	15,000	15,000	15,000	11,000	5,488	5,488	4,995	493	4,995
Deplasari interne, detasari, transferari	20.06.01	15,000	15,000	15,000	11,000	5,488	5,488	4,995	493	4,995
Carti, publicatii si materiale documentare	20.11	10,000	10,000	10,000	8,000	0	0	0	0	0
Consultanta si expertiza	20.12	40,000	40,000	40,000	30,000	12,476	12,476	9,203	3,273	10,441
Pregatire profesionala	20.13	20,000	20,000	20,000	20,000	19,500	19,500	0	19,500	9,750
Protectia muncii	20.14	1,000	1,000	1,000	1,000	357	357	357	0	357
Alte cheltuieli	20.30	1,560,000	1,560,000	1,560,000	822,000	1,263,474	1,243,474	513,452	730,022	580,164
Reclama si publicitate	20.30.01	400,000	400,000	400,000	350,000	385,362	365,362	277,102	88,260	277,971
Protocol si reprezentare	20.30.02	20,000	20,000	20,000	15,000	7,997	7,997	4,498	3,499	2,999
Prime de asigurare non-viata	20.30.03	35,000	35,000	35,000	24,000	11,615	11,615	11,615	0	14,732
Chirii	20.30.04	1,105,000	1,105,000	1,105,000	433,000	858,500	858,500	220,237	638,263	284,462
TITLUL VII ALTE TRANSFERURI	55	104,000	104,000	104,000	104,000	103,583	103,583	103,583	0	103,583
A. Transferuri interne.	55.01	104,000	104,000	104,000	104,000	103,583	103,583	103,583	0	103,583
Alte transferuri curente interne	55.01.18	104,000	104,000	104,000	104,000	103,583	103,583	103,583	0	103,583
TITLUL X PROIECTE CU FINANTARE DIN FONDURI EXTERNE NERAMBURSABILE AFERENTE CADRULUI FINANCIAR 2014-2020	58	0	0	0	0	0	0	0	0	266,263
Programe din Fondul Social European (FSE)	58.02	0	0	0	0	0	0	0	0	266,263
Finantarea nationala	58.02.01	0	0	0	0	0	0	0	0	56,500
Finantarea externa nerambursabila	58.02.02	0	0	0	0	0	0	0	0	209,763
TITLUL XI ALTE CHELTUIELI	59	120,000	120,000	120,000	99,000	88,120	88,120	88,120	0	88,120
Sume persoane cu handicap neincadrate	59.40	120,000	120,000	120,000	99,000	88,120	88,120	88,120	0	88,120
TITLUL XIII Proiecte cu finantare din sumele aferente componentei de imprumuturi a PNRR	61	27,087,890	27,087,890	3,000,000	2,499,000	415,332	415,332	364,162	51,170	61,880
Fonduri din imprumut rambursabil	61.01	22,163,000	22,163,000	1,921,000	1,500,000	0	0	0	0	0
Finantare publica nationala	61.02	600,000	600,000	600,000	600,000	409,532	409,532	364,162	45,370	61,880
Sume aferente TVA	61.03	4,324,890	4,324,890	479,000	399,000	5,800	5,800	0	5,800	0
70. CHELTUIELI DE CAPITAL (70=71+72)	70	206,980	206,980	206,980	206,980	202,300	33,320	0	33,320	1,456,764
TITLUL XV ACTIVE NEFINANCIARE	71	206,980	206,980	206,980	206,980	202,300	33,320	0	33,320	1,456,764
Active fixe (inclusiv reparatii capitale)	71.01	206,980	206,980	206,980	206,980	202,300	33,320	0	33,320	1,456,764
Alte active fixe (iunclusiv reparatii capitale)	71.01.30	206,980	206,980	206,980	206,980	202,300	33,320	0	33,320	1,456,764
TITLUL XXI PLATI EFECTUATE IN ANII PRECEDENTI SI RECUPERATE IN ANUL CURENT	85	0	0	-216,270	-216,270	-216,283	-216,283	-216,283	0	0
Plati efectuate in anii precedenti si recuperate in anul curent	85.01	0	0	-216,270	-216,270	-216,283	-216,283	-216,283	0	0
Plati efectuate in anii precedenti si recuperate in anul curent in sectiunea de functionare a bugetului local	85.01.01	0	0	-216,270	-216,270	-216,283	-216,283	-216,283	0	0

Primar,  
Cristi Valentin Misaila



Director Executiv Adjunct,  
Simona Poieana

Sef Serviciu Buget-Contabilitate,  
Denise Epure


## Contul de executie al bugetului institutiilor publice la data de 30.09.2024

sursa de finantare: 02

Capitole:54.02

Denumire	CodIndicator	Credite de angajament Initiale	Credite Angajament Trimestriale	Credite bugetare initiale	Credite bugetare trimestriale	Angajamente bugetare	Angajamente legale	Plati efectuate	Angajamente legale de platit	Cheltuieli efective
TOTAL CHELTUIELI	00	4,367,910	4,367,910	4,367,910	3,571,910	3,170,412	3,170,412	3,156,012	14,400	3,041,303
CHELTUIELI CURENTE	01	4,367,910	4,367,910	4,367,910	3,571,910	3,170,412	3,170,412	3,156,012	14,400	3,041,303
TITLUL II BUNURI SI SERVICII	20	252,000	252,000	252,000	252,000	170,412	170,412	156,012	14,400	41,303
Bunuri si servicii	20.01	115,900	115,900	115,900	115,900	36,503	36,503	36,503	0	36,503
Furnituri de birou	20.01.01	13,000	13,000	13,000	13,000	8,631	8,631	8,631	0	8,631
Materiale pentru curatenie	20.01.02	2,000	2,000	2,000	2,000	1,217	1,217	1,217	0	1,217
Transport	20.01.07	25,900	25,900	25,900	25,900	0	0	0	0	0
Materiale si prestari de servicii cu caracter functional	20.01.09	40,000	40,000	40,000	40,000	26,655	26,655	26,655	0	26,655
Alte bunuri si servicii pentru intretinere si functionare	20.01.30	35,000	35,000	35,000	35,000	0	0	0	0	0
Bunuri de natura obiectelor de inventar	20.05	116,100	116,100	116,100	116,100	114,709	114,709	114,709	0	0
Alte obiecte de inventar	20.05.30	116,100	116,100	116,100	116,100	114,709	114,709	114,709	0	0
Alte cheltuieli	20.30	20,000	20,000	20,000	20,000	19,200	19,200	4,800	14,400	4,800
Chirii	20.30.04	20,000	20,000	20,000	20,000	19,200	19,200	4,800	14,400	4,800
TITLUL V FONDURI DE REZERVA	50	200	200	200	200	0	0	0	0	0
Fond de rezerva bugetara la dispozitia autoritatilor locale	50.04	200	200	200	200	0	0	0	0	0
TITLUL VI TRANSFERURI INTRE UNITATI ALE ADMINISTRATIEI PUBLICE	51	4,115,710	4,115,710	4,115,710	3,319,710	3,000,000	3,000,000	3,000,000	0	3,000,000
Transferuri curente	51.01	3,225,000	3,225,000	3,225,000	2,429,000	2,366,000	2,366,000	2,366,000	0	2,366,000
Transferuri catre institutii publice	51.01.01	3,225,000	3,225,000	3,225,000	2,429,000	2,366,000	2,366,000	2,366,000	0	2,366,000
Transferuri de capital	51.02	890,710	890,710	890,710	890,710	634,000	634,000	634,000	0	634,000
Alte transferuri de capital catre institutii publice	51.02.29	890,710	890,710	890,710	890,710	634,000	634,000	634,000	0	634,000

Primar,  
Cristi Valentin Misaila



Director Executiv Adjunct,  
Simona Poieana

Sef Serviciu Buget-Contabilitate,  
Denise Epure



MUNICIPIUL FOCSANI

Contul de executie al bugetului institutiilor publice la data de 30.09.2024  
sursa de finantare: 02

Capitole:55.02

Denumire	CodIndicator	Credite de angajament Initiale	Credite Angajament Trimestriale	Credite bugetare initiale	Credite bugetare trimestriale	Angajamente bugetare	Angajamente legale	Plati efectuate	Angajamente legale de platit	Cheltuieli efective
TOTAL CHELTUIELI	00	10,063,000	10,063,000	10,063,000	6,750,000	6,499,132	6,499,132	6,499,132	0	6,051,580
CHELTUIELI CURENTE	01	10,063,000	10,063,000	10,063,000	6,750,000	6,499,132	6,499,132	6,499,132	0	6,051,580
TITLUL III DOBANZI	30	10,063,000	10,063,000	10,063,000	6,750,000	6,499,132	6,499,132	6,499,132	0	6,051,580
Dobanzi aferente datoriei publice interne	30.01	10,063,000	10,063,000	10,063,000	6,750,000	6,499,132	6,499,132	6,499,132	0	6,051,580
Dobanzi aferente datoriei publice interne directe	30.01.01	10,063,000	10,063,000	10,063,000	6,750,000	6,499,132	6,499,132	6,499,132	0	6,051,580

Primar,  
Cristi Valentin Misaila



Director Executiv Adjunct,  
Simona Poicana

Sef Serviciu Buget-Contabilitate,  
Denise Epure

## MUNICIPIUL FOCSANI


Contul de executie al bugetului institutiilor publice la data de 30.09.2024  
sursa de finantare: 02

## Capitole:61.02

Denumire	CodIndicator	Credite de angajament Initiale	Credite Angajament Trimestriale	Credite bugetare initiale	Credite bugetare trimestriale	Angajamente e bugetare	Angajamente legale	Plati efectuate	Angajamente legale de platit	Cheltuieli efective
TOTAL CHELTUIELI	00	10,431,020	10,431,020	10,394,120	7,871,210	7,772,292	7,772,292	7,750,528	21,764	7,741,916
CHELTUIELI CURENTE	01	10,336,020	10,336,020	10,336,020	7,813,110	7,716,531	7,716,531	7,694,767	21,764	7,691,234
TITLUL I CHELTUIELI DE PERSONAL	10	9,650,000	9,650,000	9,650,000	7,200,000	7,172,196	7,172,196	7,172,196	0	7,203,145
Cheltuieli salariale in bani	10.01	8,392,000	8,392,000	8,392,000	6,237,000	6,228,150	6,228,150	6,228,150	0	6,257,098
Salarii de baza	10.01.01	8,012,000	8,012,000	8,012,000	5,962,000	5,960,672	5,960,672	5,960,672	0	5,988,719
Sporuri pentru conditii de munca	10.01.05	255,000	255,000	255,000	155,000	151,321	151,321	151,321	0	150,278
Alte sporuri	10.01.06	125,000	125,000	125,000	120,000	116,157	116,157	116,157	0	118,101
Cheltuieli salariale in natura	10.02	1,070,000	1,070,000	1,070,000	820,000	806,387	806,387	806,387	0	805,310
Norme de hrana	10.02.02	950,000	950,000	950,000	700,000	686,387	686,387	686,387	0	685,310
Tichete de vacanta	10.02.06	120,000	120,000	120,000	120,000	120,000	120,000	120,000	0	120,000
Contributii	10.03	188,000	188,000	188,000	143,000	137,659	137,659	137,659	0	140,737
Contributia asiguratorie pentru munca	10.03.07	188,000	188,000	188,000	143,000	137,659	137,659	137,659	0	140,737
TITLUL II BUNURI SI SERVICII	20	596,020	596,020	596,020	523,110	454,335	454,335	432,571	21,764	407,983
Bunuri si servicii	20.01	458,770	458,770	458,770	387,860	336,353	336,353	317,849	18,504	321,667
Furnituri de birou	20.01.01	9,000	9,000	9,000	9,000	8,330	8,330	8,330	0	8,833
Incalzit, Iluminat si forta motrica	20.01.03	104,000	104,000	104,000	96,000	78,947	78,947	78,947	0	78,947
-incalzire-sistem centralizat (ENET)	20.01.03.01	70,000	70,000	70,000	65,000	55,091	55,091	55,091	0	55,091
- energie electrica (ELECTRICA)	20.01.03.04	34,000	34,000	34,000	31,000	23,856	23,856	23,856	0	23,856
Apa, canal si salubritate	20.01.04	17,500	17,500	17,500	17,500	14,235	14,235	14,235	0	14,235
Carburanti si lubrifianti	20.01.05	90,000	90,000	90,000	75,000	70,000	70,000	70,000	0	73,355
Piese de schimb	20.01.06	5,000	5,000	5,000	5,000	3,058	3,058	3,058	0	3,058
Posta, telecomunicatii, radio, tv, internet	20.01.08	26,800	26,800	26,800	21,800	20,799	20,799	20,799	0	20,697
Materiale si prestari de servicii cu caracter functional	20.01.09	122,960	122,960	122,960	90,050	67,740	67,740	49,236	18,504	49,298
Alte bunuri si servicii pentru intretinere si functionare	20.01.30	83,510	83,510	83,510	73,510	73,244	73,244	73,244	0	73,244
Medicamente si materiale sanitare	20.04	1,000	1,000	1,000	1,000	975	975	975	0	975
Dezinfectanti	20.04.04	1,000	1,000	1,000	1,000	975	975	975	0	975
Bunuri de natura obiectelor de inventar	20.05	60,250	60,250	60,250	60,250	57,524	57,524	57,524	0	24,940
Uniforme si echipament	20.05.01	50,000	50,000	50,000	50,000	49,981	49,981	49,981	0	24,940
Alte obiecte de inventar	20.05.30	10,250	10,250	10,250	10,250	7,543	7,543	7,543	0	0
Carti, publicatii si materiale documentare	20.11	2,000	2,000	2,000	2,000	109	109	109	0	1,370
Pregatire profesionala	20.13	4,500	4,500	4,500	4,500	4,500	4,500	4,500	0	4,500
Protectia muncii	20.14	28,500	28,500	28,500	28,500	26,486	26,486	26,486	0	26,486
Munitie, furnituri si armament de natura activelor	20.15	0	0	0	0	0	0	0	0	1,246
Alte cheltuieli	20.30	41,000	41,000	41,000	39,000	28,388	28,388	25,128	3,260	26,799
Prime de asigurare non-viata	20.30.03	30,000	30,000	30,000	30,000	17,388	17,388	17,388	0	19,059
Chirii	20.30.04	11,000	11,000	11,000	9,000	11,000	11,000	7,740	3,260	7,740
TITLUL XI ALTE CHELTUIELI	59	90,000	90,000	90,000	90,000	90,000	90,000	90,000	0	80,106
Sume aferente persoanelor cu handicap neincadrate	59.40	90,000	90,000	90,000	90,000	90,000	90,000	90,000	0	80,106

70. CHELTUIELI DE CAPITAL (70=71+72)	70	95,000	95,000	95,000	95,000	92,662	92,662	92,662	0	50,682
TITLUL XV ACTIVE NEFINANCIARE	71	95,000	95,000	95,000	95,000	92,662	92,662	92,662	0	50,682
Active fixe (inclusiv reparatii capitale)	71.01	95,000	95,000	95,000	95,000	92,662	92,662	92,662	0	50,682
Masini, echipamente si mijloace de transport	71.01.02	75,000	75,000	75,000	75,000	72,807	72,807	72,807	0	39,674
Mobilier, aparatura birotica si alte active corporale	71.01.03	0	0	0	0	0	0	0	0	7,333
Alte active fixe (iunclusiv reparatii capitale)	71.01.30	20,000	20,000	20,000	20,000	19,855	19,855	19,855	0	3,675
TITLUL XXI PLATI EFECTUATE IN ANII PRECEDENTI SI RECUPERATE IN ANUL CURENT	85	0	0	-36,900	-36,900	-36,901	-36,901	-36,901	0	0
Plati efectuate in anii precedenti si recuperate in anul curent	85.01	0	0	-36,900	-36,900	-36,901	-36,901	-36,901	0	0
Plati efectuate in anii precedenti si recuperate in anul curent in sectiunea de functionare a bugetului local	85.01.01	0	0	-36,900	-36,900	-36,901	-36,901	-36,901	0	0

Primar,  
Cristi Valentin Misaila



Director Executiv Adjunct,  
Simona Poieana

Sef Serviciu Buget-Contabilitate,  
Denise Epure

Contul de executie al bugetului institutiilor publice la data de 30.09.2024  
sursa de finantare: 02


## Capitole:65.02

Denumire	CodIndicator	Credite de angajament Initiale	Credite Angajament Trimestriale	Credite bugetare initiale	Credite bugetare trimestriale	Angajamente bugetare	Angajamente legale	Plati efectuate	Angajamente legale de platit	Cheltuieli efective
TOTAL CHELTUIELI	00	72,728,330	72,959,130	68,479,960	54,850,060	38,148,860	38,146,562	32,051,359	6,095,203	32,977,845
CHELTUIELI CURENTE	01	69,030,330	69,261,130	65,724,460	52,094,560	36,261,672	36,259,374	30,182,173	6,077,201	31,080,004
TITLUL I CHELTUIELI DE PERSONAL	10	1,910,960	1,928,360	1,910,960	1,791,860	1,565,603	1,565,603	1,565,267	336	1,595,721
Cheltuieli salariale in bani	10.01	1,824,560	1,841,960	1,824,560	1,710,460	1,500,172	1,500,172	1,499,836	336	1,529,574
Salarii de baza	10.01.01	302,000	302,000	302,000	217,500	208,313	208,313	208,313	0	233,237
Sporuri pentru conditii de munca	10.01.05	50,000	50,000	50,000	38,000	18,579	18,579	18,579	0	20,975
Alte sporuri	10.01.06	0	0	0	0	0	0	0	0	0
Fond pentru posturi ocupate prin cumul	10.01.10	0	0	0	0	0	0	0	0	0
Fond aferent platii cu ora	10.01.11	0	0	0	0	0	0	0	0	0
Alocatii pentru transportul la si de la locul de munca	10.01.15	364,000	381,400	364,000	346,400	201,776	201,776	201,440	336	199,777
Indemnizatie de hrana	10.01.17	95,000	95,000	95,000	95,000	94,546	94,546	94,546	0	98,627
Alte drepturi salariale in bani	10.01.30	1,013,560	1,013,560	1,013,560	1,013,560	976,958	976,958	976,958	0	976,958
Cheltuieli salariale in natura	10.02	60,400	60,400	60,400	60,400	60,190	60,190	60,190	0	60,190
Tichete de vacanta	10.02.06	60,400	60,400	60,400	60,400	60,190	60,190	60,190	0	60,190
Contributii	10.03	26,000	26,000	26,000	21,000	5,241	5,241	5,241	0	5,957
Contributii de asigurari sociale de stat	10.03.01	0	0	0	0	0	0	0	0	0
Contributii de asigurari de somaj	10.03.02	0	0	0	0	0	0	0	0	0
Contributii de asigurari sociale de sanatate	10.03.03	0	0	0	0	0	0	0	0	0
Contributii de asigurari pentru accidente de munca si boli profesionale	10.03.04	0	0	0	0	0	0	0	0	0
Contributii pentru concedii si indemnizatii	10.03.06	0	0	0	0	0	0	0	0	0
Contributii la Fd. de garantare a creantelor salariale	10.03.07	26,000	26,000	26,000	21,000	5,241	5,241	5,241	0	5,957
TITLUL II BUNURI SI SERVICII	20	23,156,510	23,200,510	23,161,910	19,313,910	15,152,799	15,153,181	14,891,380	261,801	15,949,997
Bunuri si servicii	20.01	14,891,680	14,884,680	14,897,080	11,869,180	9,219,850	9,220,232	9,133,737	86,495	9,429,431
Furnituri de birou	20.01.01	201,700	201,700	207,700	162,400	100,028	100,028	96,767	3,261	104,560
Materiale pentru curatenie	20.01.02	607,370	607,370	607,370	474,370	355,125	355,125	334,881	20,244	441,366
Incalzit, Iluminat si forta motrica	20.01.03	8,056,400	8,049,400	8,055,800	6,217,700	4,699,601	4,699,601	4,676,271	23,330	4,789,663
-incalzire-sistem centralizat (ENET)	20.01.03.01	5,653,900	5,646,900	5,696,900	4,316,600	3,302,311	3,302,311	3,302,311	0	3,443,788
-incalzire cu gaze (Distrigaz)	20.01.03.02	790,900	790,900	767,900	642,100	454,821	454,821	454,621	200	443,056
-incalzire cu combustibil solid	20.01.03.03	2,000	2,000	2,000	2,000	0	0	0	0	0
- energie electrica (ELECTRICA)	20.01.03.04	1,609,600	1,609,600	1,589,000	1,257,000	942,469	942,469	919,339	23,130	902,819
Apa, canal si salubritate	20.01.04	1,767,900	1,767,900	1,767,900	1,591,900	1,426,644	1,426,644	1,423,999	2,645	1,443,418
Carburanti si lubrifianti	20.01.05	88,800	88,800	88,800	61,800	41,787	41,787	41,787	0	57,940
Piese de schimb	20.01.06	11,000	11,000	11,000	8,000	5,688	5,688	5,688	0	5,688
Transport	20.01.07	25,800	25,800	26,200	26,200	2,785	2,785	2,785	0	3,296
Posta, telecomunicatii, radio, tv, internet	20.01.08	326,500	326,500	326,500	250,500	178,026	178,056	176,691	1,365	178,292
Materiale si prestari de servicii cu caracter functional	20.01.09	794,400	794,400	794,400	609,400	471,304	471,656	470,134	1,522	480,542



Cheltuieli neeligibile	58.01.03	1,472,340	1,472,340	2,950,710	2,950,710	1,490,525	1,490,225	581,627	908,598	72,181
TITLUL XII Proiecte cu finantare din sumele reprezentand asistenta financiara nerambursabila aferenta PNRR	60	27,108,980	27,108,980	20,000,000	13,090,000	7,001,830	7,001,830	3,170,560	3,831,270	106,111
Fonduri europene nerambursabile	60.01	22,780,000	22,780,000	16,806,000	11,000,000	5,883,891	5,883,891	2,664,336	3,219,555	106,111
Sume aferente TVA	60.03	4,328,980	4,328,980	3,194,000	2,090,000	1,117,939	1,117,939	506,224	611,715	0
TITLUL XIII Proiecte cu finantare din sumele aferente componentei de imprumuturi a PNRR	61	5,750,340	5,750,340	5,000,000	3,689,000	1,901,000	1,898,620	1,477,787	420,833	0
Fonduri din imprumut rambursabil	61.01	4,832,000	4,832,000	4,200,000	3,100,000	1,623,578	1,621,578	1,267,937	353,641	0
Sume aferente TVA	61.03	918,340	918,340	800,000	589,000	277,422	277,042	209,850	67,192	0
70. CHELTUIELI DE CAPITAL (70=71+72)	70	3,698,000	3,698,000	2,771,460	2,771,460	1,904,602	1,904,602	1,886,600	18,002	1,897,841
TITLUL XV ACTIVE NEFINANCIARE	71	3,698,000	3,698,000	2,771,460	2,771,460	1,904,602	1,904,602	1,886,600	18,002	1,897,841
Active fixe (inclusiv reparatii capitale)	71.01	3,668,000	3,668,000	2,741,460	2,741,460	1,904,602	1,904,602	1,886,600	18,002	1,897,841
Constructii	71.01.01	2,653,130	2,653,130	1,350,920	1,350,920	1,037,493	1,037,493	1,019,493	18,000	878,703
Masini, echipamente si mijloace de transport	71.01.02	305,370	305,370	347,600	347,600	336,953	336,953	336,951	2	312,544
Mobilier, aparatura biroutica si alte active corporale	71.01.03	89,500	89,500	153,900	153,900	135,225	135,225	135,225	0	415,223
Alte active fixe (inclusiv reparatii capitale)	71.01.30	620,000	620,000	889,040	889,040	394,931	394,931	394,931	0	291,371
Reparatii capitale aferente activelor fixe	71.03	30,000	30,000	30,000	30,000	0	0	0	0	0
TITLUL XXI PLATI EFECTUATE IN ANII PRECEDENTI SI RECUPERATE IN ANUL CURENT	85	0	0	-15,960	-15,960	-17,414	-17,414	-17,414	0	0
Plati din anii precedenti recuperate in anul curent	85.01	0	0	-15,960	-15,960	-17,414	-17,414	-17,414	0	0
Plati din anii precedenti recuperate in anul curent - SF	85.01.01	0	0	-15,960	-15,960	-15,954	-15,954	-15,954	0	0
Plati efectuate in anii precedenti si recuperate in anul curent aferente fondurilor externe nerambursabile	85.01.05	0	0	0	0	-1,460	-1,460	-1,460	0	0

Primar,  
Cristi Valentin Misaila



Director Executiv Adjunct,  
Simona Poieana

Sef Serviciu Buget-Contabilitate,  
Denise Epure


Contul de executie al bugetului institutiilor publice la data de 30.09.2024  
sursa de finantare: 02

Capitole:66.02

Denumire	CodIndicator	Credite de angajament Initiale	Credite Angajament Trimestriale	Credite bugetare initiale	Credite bugetare trimestriale	Angajamente bugetare	Angajamente legale	Plati efectuate	Angajamente legale de platit	Cheltuieli efective
TOTAL CHELTUIELI	00	8,980,000	8,980,000	8,964,880	7,767,880	8,801,308	8,801,308	7,186,543	1,614,765	7,201,069
CHELTUIELI CURENTE	01	8,750,000	8,750,000	8,750,000	7,553,000	8,610,135	8,610,135	6,995,370	1,614,765	7,106,643
TITLUL I CHELTUIELI DE PERSONAL	10	7,860,000	7,860,000	7,860,000	6,675,000	7,844,550	7,844,550	6,451,132	1,393,418	6,558,024
Cheltuieli salariale in bani	10.01	7,563,000	7,563,000	7,563,000	6,398,000	7,560,000	7,560,000	6,199,053	1,360,947	6,301,723
Salarii de baza	10.01.01	6,070,000	6,070,000	6,070,000	5,120,000	6,070,000	6,070,000	5,119,968	950,032	5,297,375
Alte sporuri	10.01.06	730,000	730,000	730,000	630,000	730,000	730,000	556,681	173,319	561,996
Indemnizatii de delegare	10.01.13	3,000	3,000	3,000	3,000	0	0	0	0	0
Indemnizatie de hrana	10.01.17	340,000	340,000	340,000	290,000	340,000	340,000	186,330	153,670	188,544
Alte drepturi salariale in bani	10.01.30	420,000	420,000	420,000	355,000	420,000	420,000	336,074	83,926	253,808
Cheltuieli salariale in natura	10.02	127,000	127,000	127,000	127,000	114,550	114,550	114,550	0	114,550
Tichete de vacanta	10.02.06	127,000	127,000	127,000	127,000	114,550	114,550	114,550	0	114,550
Contributii	10.03	170,000	170,000	170,000	150,000	170,000	170,000	137,529	32,471	141,751
Contributii fond de garantare	10.03.07	170,000	170,000	170,000	150,000	170,000	170,000	137,529	32,471	141,751
TITLUL II BUNURI SI SERVICII	20	860,000	860,000	860,000	850,000	735,585	735,585	535,574	200,011	539,955
Bunuri si servicii	20.01	531,000	531,000	531,000	530,000	501,220	501,220	301,279	199,941	321,812
Furnituri de birou	20.01.01	20,000	20,000	20,000	20,000	9,486	9,486	1,928	7,558	1,944
Materiale pentru curatenie	20.01.02	9,000	9,000	9,000	8,000	568	568	568	0	568
Incalzit, iluminat si forta motrica	20.01.03	50,000	50,000	50,000	50,000	50,000	50,000	17,652	32,348	17,574
Incalzire Enet	20.01.03.01	40,000	40,000	40,000	40,000	40,000	40,000	17,574	22,426	17,574
Energie electrica(Electrica)	20.01.03.04	10,000	10,000	10,000	10,000	10,000	10,000	78	9,922	0
Apa, canal si salubritate	20.01.04	10,000	10,000	10,000	10,000	10,000	10,000	1,540	8,460	1,540
Piese de schimb	20.01.06	10,000	10,000	10,000	10,000	4,603	4,603	4,603	0	4,603
Posta, telecomunicatii, radio, tv, internet	20.01.08	2,000	2,000	2,000	2,000	1,906	1,906	949	957	949
Alte bunuri si servicii pentru intretinere si functionare	20.01.30	430,000	430,000	430,000	430,000	424,657	424,657	274,039	150,618	294,634
Medicamente si materiale sanitare	20.04	245,000	245,000	245,000	245,000	173,027	173,027	172,957	70	196,765
Medicamente	20.04.01	65,000	65,000	65,000	65,000	57,338	57,338	57,338	0	58,960
Materiale sanitare	20.04.02	140,000	140,000	140,000	140,000	98,518	98,518	98,447	71	118,840
Dezinfectanti	20.04.04	40,000	40,000	40,000	40,000	17,171	17,171	17,172	-1	18,965
Bunuri de natura obiectelor de inventar	20.05	68,500	68,500	68,500	59,500	51,973	51,973	51,973	0	12,013
Alte obiecte de inventar	20.05.30	68,500	68,500	68,500	59,500	51,973	51,973	51,973	0	12,013
Deplasari, detasari, transferari	20.06	3,000	3,000	3,000	3,000	0	0	0	0	0
Deplasari interne, detasari, transferari	20.06.01	3,000	3,000	3,000	3,000	0	0	0	0	0
Pregatire profesionala	20.13	3,000	3,000	3,000	3,000	0	0	0	0	0
Protectia muncii	20.14	9,500	9,500	9,500	9,500	9,365	9,365	9,365	0	9,365
TITLUL IX ASISTENTA SOCIALA	57	30,000	30,000	30,000	28,000	30,000	30,000	8,664	21,336	8,664
Ajutoare sociale	57.02	30,000	30,000	30,000	28,000	30,000	30,000	8,664	21,336	8,664
Ajutoare sociale in natura	57.02.02	30,000	30,000	30,000	28,000	30,000	30,000	8,664	21,336	8,664
70. CHELTUIELI DE CAPITAL (70=71+72)	70	230,000	230,000	230,000	230,000	211,553	211,553	211,553	0	94,426
TITLUL XV ACTIVE NEFINANCIARE	71	230,000	230,000	230,000	230,000	211,553	211,553	211,553	0	94,426
Active fixe (inclusiv reparatii capitale)	71.01	230,000	230,000	230,000	230,000	211,553	211,553	211,553	0	94,426

Constructii	71.01.01	0	0	0	0	0	0	0	0	29,935
Masini, echipamente si mijloace de transport	71.01.02	230,000	230,000	230,000	230,000	211,553	211,553	211,553	0	62,554
Mobilier, aparatura birotica si alte active corporale	71.01.03	0	0	0	0	0	0	0	0	1,562
Alte active fixe (iunclusiv reparatii capitale)	71.01.30	0	0	0	0	0	0	0	0	375
TITLUL XXI PLATI EFECTUATE IN ANII PRECEDENTI SI RECUPERATE IN ANUL CURENT	85	0	0	-15,120	-15,120	-20,380	-20,380	-20,380	0	0
Plati efectuate in anii precedenti si recuperate in anul curent	85.01	0	0	-15,120	-15,120	-20,380	-20,380	-20,380	0	0
Plati efectuate in anii precedenti si recuperate in anul curent in sectiunea de functionare a bugetului local	85.01.01	0	0	-15,120	-15,120	-20,380	-20,380	-20,380	0	0

Primar,  
Cristi Valentin Misaila



Director Executiv Adjunct,  
Simona Poiana

Sef Serviciu Buget-Contabilitate,  
Denise Epure



Contul de executie al bugetului institutiilor publice la data de 30.09.2024  
sursa de finantare: 02

## Capitole:67.02

Denumire	Codindicator	Credite de angajament Initiale	Credite Angajament Trimestriale	Credite bugetare initiale	Credite bugetare trimestriale	Angajamente bugetare	Angajamente legale	Plati efectuate	Angajamente legale de platit	Cheltuieli efective
TOTAL CHELTUIELI	00	47,750,320	47,750,320	47,640,640	42,381,650	35,743,490	35,743,490	31,273,692	4,469,798	28,648,080
CHELTUIELI CURENTE	01	44,680,060	44,680,060	43,646,200	38,387,210	32,826,070	32,826,070	28,356,272	4,469,798	28,060,513
TITLUL I CHELTUIELI DE PERSONAL	10	5,510,000	5,510,000	5,510,000	4,185,000	3,899,927	3,899,927	3,899,927	0	3,901,633
Cheltuieli salariale in bani	10.01	5,245,000	5,245,000	5,245,000	3,950,000	3,687,631	3,687,631	3,687,631	0	3,688,874
Salarii de baza	10.01.01	4,790,000	4,790,000	4,790,000	3,600,000	3,448,901	3,448,901	3,448,901	0	3,456,090
Alte sporuri	10.01.06	80,000	80,000	80,000	65,000	16,175	16,175	16,175	0	14,634
Indemnizatie de hrana	10.01.17	375,000	375,000	375,000	285,000	222,555	222,555	222,555	0	218,150
Cheltuieli salariale in natura	10.02	140,000	140,000	140,000	140,000	130,017	130,017	130,017	0	130,017
Tichete de vacanta	10.02.06	140,000	140,000	140,000	140,000	130,017	130,017	130,017	0	130,017
Contributii	10.03	125,000	125,000	125,000	95,000	82,279	82,279	82,279	0	82,742
Contributii la Fd. de garantare a creantelor salariale	10.03.07	125,000	125,000	125,000	95,000	82,279	82,279	82,279	0	82,742
TITLUL II BUNURI SI SERVICII	20	5,070,000	5,070,000	5,070,000	4,660,000	3,820,246	3,820,246	3,547,581	272,665	3,754,243
Bunuri si servicii	20.01	4,668,000	4,668,000	4,668,000	4,261,000	3,639,471	3,639,471	3,367,296	272,175	3,687,972
Furnituri de birou	20.01.01	2,000	2,000	2,000	2,000	364	364	364	0	364
Materiale pentru curatenie	20.01.02	9,000	9,000	9,000	9,000	8,367	8,367	7,967	400	7,072
Incalzit, iluminat si forta motrica	20.01.03	200,000	200,000	200,000	200,000	132,751	132,751	81,075	51,676	132,751
- energie electrica (ELECTRICA)	20.01.03.04	200,000	200,000	200,000	200,000	132,751	132,751	81,075	51,676	132,751
Apa, canal si salubritate	20.01.04	1,150,000	1,150,000	1,150,000	1,150,000	889,654	889,654	889,654	0	889,654
Carburanti si lubrifianti	20.01.05	35,000	35,000	35,000	35,000	27,155	27,155	24,936	2,219	26,156
Piese de schimb	20.01.06	40,000	40,000	40,000	40,000	36,330	36,330	31,094	5,236	39,967
Posta, telecomunicatii, radio, tv, internet	20.01.08	2,000	2,000	2,000	2,000	570	570	570	0	570
Materiale si prestari de servicii cu caracter functional	20.01.09	3,180,000	3,180,000	3,180,000	2,780,000	2,501,374	2,501,374	2,288,934	212,440	2,561,709
Alte bunuri si servicii pentru intretinere si functionare	20.01.30	50,000	50,000	50,000	43,000	42,906	42,906	42,702	204	29,729
Reparatii curente	20.02	200,000	200,000	200,000	197,000	57,472	57,472	57,472	0	57,472
Bunuri de natura obiectelor de inventar	20.05	190,000	190,000	190,000	190,000	114,504	114,504	114,014	490	0
Uniforme si echipament	20.05.01	40,000	40,000	40,000	40,000	2,116	2,116	2,116	0	0
Alte obiecte de inventar	20.05.30	150,000	150,000	150,000	150,000	112,388	112,388	111,898	490	0
Pregatire profesionala	20.13	4,000	4,000	4,000	4,000	1,607	1,607	1,607	0	1,607
Protectia muncii	20.14	8,000	8,000	8,000	8,000	7,192	7,192	7,192	0	7,192
Alte cheltuieli	20.30	0	0	0	0	0	0	0	0	0
Alte cheltuieli cu bunuri si servicii	20.30.30	0	0	0	0	0	0	0	0	0
TITLUL VI TRANSFERURI INTRE UNITATI ALE ADMINISTRATIEI PUBLICE	51	25,358,330	25,358,330	25,358,330	23,171,340	20,069,820	20,069,820	19,356,670	713,150	19,356,670
Transferuri curente	51.01	24,303,660	24,303,660	24,303,660	22,116,670	19,438,300	19,438,300	18,725,150	713,150	18,725,150
Transferuri catre institutii publice	51.01.01	24,303,660	24,303,660	24,303,660	22,116,670	19,438,300	19,438,300	18,725,150	713,150	18,725,150
Transferuri de capital	51.02	1,054,670	1,054,670	1,054,670	1,054,670	631,520	631,520	631,520	0	631,520
Alte transferuri de capital catre institutii publice	51.02.29	1,054,670	1,054,670	1,054,670	1,054,670	631,520	631,520	631,520	0	631,520
TITLUL VIII PROIECTE CU FINANTARE DIN FONDURI EXTERNE NERAMBURSABILE (FEN) POSTADERARE	56	101,340	101,340	502,340	502,340	282,999	282,999	260,896	22,103	72,350

Programe finan?ate din Fondul European de Dezvoltare Regionala (FEDR), aferente cadrului financiar 2021-2027	56.48	101,340	101,340	502,340	502,340	282,999	282,999	260,896	22,103	72,350
Finantare nationala	56.48.01	86,000	86,000	377,000	377,000	190,906	190,906	187,590	3,316	10,848
Finantare externa nerambursabila	56.48.02	15,340	15,340	125,340	125,340	92,093	92,093	73,306	18,787	61,502
TITLUL X PROIECTE CU FINANTARE DIN FONDURI EXTERNE NERAMBURSABILE AFERENTE CADRULUI FINANCIAR 2014-2020	58	150,000	150,000	3,174,030	3,174,030	3,024,185	3,024,185	297,336	2,726,849	0
Programe din Fondul European de Dezvoltare Regionala (FEDR)	58.01	150,000	150,000	3,174,030	3,174,030	3,024,185	3,024,185	297,336	2,726,849	0
Cheltuieli neeligibile	58.01.03	150,000	150,000	3,174,030	3,174,030	3,024,185	3,024,185	297,336	2,726,849	0
TITLUL XI ALTE CHELTUIELI	59	1,931,500	1,931,500	1,931,500	1,069,500	1,667,267	1,667,267	958,162	709,105	939,917
Programe pentru tineret	59.08	20,000	20,000	20,000	18,000	18,079	18,079	17,848	231	17,848
Sustinerea cultelor	59.12	1,051,000	1,051,000	1,051,000	451,000	841,000	841,000	402,057	438,943	402,057
Sume af pers hand neincadrate	59.40	120,000	120,000	120,000	100,000	67,688	67,688	67,688	0	69,907
Actiuni cu caracter stiintific si social-cultural	59.22	740,500	740,500	740,500	500,500	740,500	740,500	470,569	269,931	450,105
TITLUL XIII Proiecte cu finantare din sumele aferente componentei de imprumuturi a PNRR	61	6,558,890	6,558,890	2,100,000	1,625,000	61,626	61,626	35,700	25,926	35,700
Fonduri din imprumut rambursabil	61.01	5,492,000	5,492,000	1,745,000	1,345,000	0	0	0	0	0
Finantare publica nationala	61.02	63,000	63,000	63,000	63,000	61,626	61,626	35,700	25,926	35,700
Sume aferente TVA	61.03	1,003,890	1,003,890	292,000	217,000	0	0	0	0	0
70. CHELTUIELI DE CAPITAL (70=71+72)	70	3,070,260	3,070,260	4,000,690	4,000,690	2,930,298	2,930,298	2,930,298	0	587,567
TITLUL XV ACTIVE NEFINANCIARE	71	3,070,260	3,070,260	4,000,690	4,000,690	2,930,298	2,930,298	2,930,298	0	587,567
Active fixe (inclusiv reparatii capitale)	71.01	3,070,260	3,070,260	4,000,690	4,000,690	2,930,298	2,930,298	2,930,298	0	587,567
Constructii	71.01.01	2,609,260	2,609,260	3,539,690	3,539,690	2,832,195	2,832,195	2,832,195	0	131,834
Masini, echipamente si mijloace de transport	71.01.02	116,000	116,000	116,000	116,000	98,103	98,103	98,103	0	217,237
Mobilier, aparatura birotica si alte active corporale	71.01.03	0	0	0	0	0	0	0	0	218,861
Alte active fixe (iunclusiv reparatii capitale)	71.01.30	345,000	345,000	345,000	345,000	0	0	0	0	19,635
TITLUL XXI PLATI EFECTUATE IN ANII PRECEDENTI SI RECUPERATE IN ANUL CURENT	85	0	0	-6,250	-6,250	-12,878	-12,878	-12,878	0	0
Plati efectuate in anii precedenti si recuperate in anul curent	85.01	0	0	-6,250	-6,250	-12,878	-12,878	-12,878	0	0
Plati efectuate in anii precedenti si recuperate in anul curent in sectiunea de functionare a bugetului local	85.01.01	0	0	-6,250	-6,250	-12,878	-12,878	-12,878	0	0

Primar,  
Cristi Valentin Misaila



Director Executiv Adjunct,  
Simona Poieana

Sef Serviciu Buget-Contabilitate,  
Denise Epure

## Contul de executie al bugetului institutiilor publice la data de 30.09.2024

sursa de finantare: 02

## Capitole:68.02

Denumire	CodIndicato r	Credite de angajament Initiale	Credite Angajament Trimestriale	Credite bugetare initiale	Credite bugetare trimestriale	Angajamente bugetare	Angajamente legale	Plati efectuate	Angajamente legale de platit	Cheltuieli efective
TOTAL CHELTUIELI	00	59,062,200	59,062,200	52,963,930	45,341,930	49,415,019	49,415,019	37,573,231	11,841,788	41,313,586
CHELTUIELI CURENTE	01	58,950,700	58,950,700	52,960,470	45,338,470	49,480,311	49,480,311	37,638,523	11,841,788	41,128,643
TITLUL I CHELTUIELI DE PERSONAL	10	29,771,040	29,771,040	29,771,040	26,684,040	28,945,690	28,945,690	22,788,658	6,157,032	23,161,806
Cheltuieli salariale in bani	10.01	28,158,040	28,158,040	28,158,040	25,168,040	28,153,040	28,153,040	22,204,179	5,948,861	22,568,659
Salarii de baza	10.01.01	24,489,040	24,489,040	24,489,040	22,226,540	24,489,040	24,489,040	19,965,607	4,523,433	20,241,832
Sporuri pentru conditii de munca	10.01.05	214,000	214,000	214,000	180,000	214,000	214,000	136,555	77,445	137,038
Alte sporuri	10.01.06	610,000	610,000	610,000	479,000	610,000	610,000	349,537	260,463	357,565
Indemnizatii de delegare	10.01.13	5,000	5,000	5,000	4,000	0	0	0	0	0
Indemnizatie de hrana	10.01.17	2,383,000	2,383,000	2,383,000	1,899,000	2,383,000	2,383,000	1,569,764	813,236	1,735,777
Stimulent de risc	10.01.29	10,000	10,000	10,000	10,000	10,000	10,000	0	10,000	0
Alte drepturi salariale in bani	10.01.30	447,000	447,000	447,000	369,500	447,000	447,000	182,716	264,284	96,447
Cheltuieli salariale in natura	10.02	916,000	916,000	916,000	916,000	95,650	95,650	95,650	0	95,650
Tichete de vacanta	10.02.06	916,000	916,000	916,000	916,000	95,650	95,650	95,650	0	95,650
Contributii	10.03	697,000	697,000	697,000	600,000	697,000	697,000	488,829	208,171	497,497
Contributii fond de garantare	10.03.07	697,000	697,000	697,000	600,000	697,000	697,000	488,829	208,171	497,497
TITLUL II BUNURI SI SERVICII	20	4,438,000	4,438,000	4,438,000	3,768,000	3,322,818	3,322,818	2,425,939	896,879	2,497,683
Bunuri si servicii	20.01	1,164,550	1,164,550	1,164,550	1,036,550	1,015,732	1,015,732	755,183	260,549	756,937
Furnituri de birou	20.01.01	25,000	25,000	25,000	25,000	16,108	16,108	16,108	0	14,302
Materiale pentru curatenie	20.01.02	35,000	35,000	35,000	30,000	21,414	21,414	21,414	0	23,970
Incalzit, iluminat si forta motrica	20.01.03	470,000	470,000	470,000	435,000	470,000	470,000	301,589	168,411	283,685
Incalzire Enet	20.01.03.01	280,000	280,000	280,000	280,000	280,000	280,000	225,230	54,770	207,716
Incalzire Distrigaz	20.01.03.02	70,000	70,000	70,000	60,000	70,000	70,000	25,593	44,407	25,593
Energie electrica(Electrica)	20.01.03.04	120,000	120,000	120,000	95,000	120,000	120,000	50,766	69,234	50,376
Apa, canal si salubritate	20.01.04	128,000	128,000	128,000	106,000	107,000	107,000	98,536	8,464	98,536
Carburanti si lubrifianti	20.01.05	13,000	13,000	13,000	13,000	5,200	5,200	5,200	0	6,741
Piese de schimb	20.01.06	3,000	3,000	3,000	3,000	650	650	650	0	650
Posta, telecomunicatii, radio, tv, internet	20.01.08	21,000	21,000	21,000	20,000	16,072	16,072	12,671	3,401	12,531
Materiale si prestari de servicii cu caracter functional	20.01.09	19,000	19,000	19,000	14,000	13,842	13,842	11,272	2,570	11,897
Alte bunuri si servicii pentru intretinere si functionare	20.01.30	450,550	450,550	450,550	390,550	365,446	365,446	287,743	77,703	304,625
Reparatii curente	20.02	162,000	162,000	162,000	162,000	123,932	123,932	123,932	0	123,932
Hrana	20.03	2,167,000	2,167,000	2,167,000	1,880,000	1,373,111	1,373,111	973,622	399,489	1,018,182
Hrana pentru oameni	20.03.01	2,167,000	2,167,000	2,167,000	1,880,000	1,373,111	1,373,111	973,622	399,489	1,018,182
Medicamente si materiale sanitare	20.04	93,500	93,500	93,500	77,500	71,043	71,043	63,236	7,807	54,977
Medicamente	20.04.01	25,000	25,000	25,000	22,000	18,591	18,591	18,591	0	15,813
Materiale sanitare	20.04.02	42,500	42,500	42,500	36,000	37,949	37,949	30,142	7,807	30,056
Dezinfectanti	20.04.04	26,000	26,000	26,000	19,500	14,503	14,503	14,503	0	9,108

Bunuri de natura obiectelor de inventar	20.05	117,450	117,450	117,450	67,450	57,340	57,340	55,640	1,700	89,329
Uniforme si echipament	20.05.01	4,000	4,000	4,000	4,000	0	0	0	0	5,543
Lenjerie si accesorii de pat	20.05.03	17,000	17,000	17,000	13,000	12,316	12,316	12,316	0	2,197
Alte obiecte de inventar	20.05.30	96,450	96,450	96,450	50,450	45,024	45,024	43,324	1,700	81,589
Deplasari, detasari, transferari	20.06	1,000	1,000	1,000	1,000	0	0	0	0	0
Deplasari interne, detasari, transferari	20.06.01	1,000	1,000	1,000	1,000	0	0	0	0	0
Pregatire profesionala	20.13	1,000	1,000	1,000	1,000	825	825	825	0	825
Protectia muncii	20.14	13,500	13,500	13,500	12,500	12,311	12,311	12,311	0	12,311
Contributii ale administratiei publice locale la realizarea unor lucrari si servicii de interes public local, in baza unor conventii sau contracte de asociere	20.19	617,000	617,000	617,000	457,000	616,950	616,950	403,753	213,197	403,753
Alte cheltuieli	20.30	101,000	101,000	101,000	73,000	51,574	51,574	37,437	14,137	37,437
Reclama si publicitate	20.30.01	1,000	1,000	1,000	1,000	0	0	0	0	0
Prime de asigurare non-viata	20.30.03	7,000	7,000	7,000	7,000	4,628	4,628	4,628	0	4,628
Chirii	20.30.04	49,000	49,000	49,000	45,000	45,946	45,946	31,809	14,137	31,809
Alte cheltuieli cu bunuri si servicii	20.30.30	44,000	44,000	44,000	20,000	1,000	1,000	1,000	0	1,000
TITLUL IX ASISTENTA SOCIALA	57	17,240,000	17,240,000	17,240,000	13,735,000	16,510,000	16,510,000	12,208,226	4,301,774	12,404,617
Ajutoare sociale	57.02	17,240,000	17,240,000	17,240,000	13,735,000	16,510,000	16,510,000	12,208,226	4,301,774	12,404,617
Ajutoare sociale in numerar	57.02.01	13,910,000	13,910,000	13,910,000	10,925,000	13,180,000	13,180,000	9,728,621	3,451,379	9,926,486
Ajutoare sociale in natura	57.02.02	3,330,000	3,330,000	3,330,000	2,810,000	3,330,000	3,330,000	2,479,605	850,395	2,442,447
Tichete cadou acordate pentru cheltuieli sociale	57.02.04	0	0	0	0	0	0	0	0	35,684
TITLUL X PROIECTE CU FINANTARE DIN FONDURI EXTERNE NERAMBURSABILE AFERENTE CADRULUI FINANCIAR 2014-2020	58	0	0	261,430	261,430	261,422	261,422	179,233	82,189	3,027,223
Programe din Fondul European de Dezvoltare Regionala (FEDR)	58.01	0	0	261,430	261,430	261,422	261,422	179,233	82,189	3,027,223
Finantarea nationala	58.01.01	0	0	0	0	0	0	0	0	426,005
Finantarea externa nerambursabila	58.01.02	0	0	0	0	0	0	0	0	2,433,837
Cheltuieli neeligibile	58.01.03	0	0	261,430	261,430	261,422	261,422	179,233	82,189	167,381
TITLUL XI ALTE CHELTUIELI	59	250,000	250,000	250,000	140,000	250,000	250,000	36,367	213,633	37,314
Sume afer pers hand neincadrate	59.40	250,000	250,000	250,000	140,000	250,000	250,000	36,367	213,633	37,314
TITLUL XIII Proiecte cu finantare din sumele aferente componentei de imprumuturi a PNRR	61	7,251,660	7,251,660	1,000,000	750,000	190,381	190,381	100	190,281	0
Fonduri din imprumut rambursabil	61.01	6,094,000	6,094,000	840,000	630,000	160,000	160,000	100	159,900	0
Sume aferente TVA	61.03	1,157,660	1,157,660	160,000	120,000	30,381	30,381	0	30,381	0
70. CHELTUIELI DE CAPITAL (70=71+72)	70	111,500	111,500	111,500	111,500	70,722	70,722	70,722	0	184,943
TITLUL XV ACTIVE NEFINANCIARE	71	111,500	111,500	111,500	111,500	70,722	70,722	70,722	0	184,943
Active fixe (inclusiv reparatii capitale)	71.01	111,500	111,500	111,500	111,500	70,722	70,722	70,722	0	184,943
Constructii	71.01.01	0	0	0	0	0	0	0	0	117,958
Masini, echipamente si mijloace de transport	71.01.02	86,000	86,000	86,000	86,000	63,932	63,932	63,932	0	53,080
Mobilier, aparatura birotica si alte active corporale	71.01.03	18,500	18,500	18,500	18,500	0	0	0	0	12,775
Alte active fixe (iunclusiv reparatii capitale)	71.01.30	7,000	7,000	7,000	7,000	6,790	6,790	6,790	0	1,130
TITLUL XXI PLATI EFECTUATE IN ANII PRECEDENTI SI RECUPERATE IN ANUL CURENT	85	0	0	-108,040	-108,040	-136,014	-136,014	-136,014	0	0

Plati efectuate in anii precedenti si recuperate in anul curent	85.01	0	0	-108,040	-108,040	-136,014	-136,014	-136,014	0	0
Plati efectuate in anii precedenti si recuperate in anul curent in sectiunea de functionare a bugetului local	85.01.01	0	0	-108,040	-108,040	-136,014	-136,014	-136,014	0	0

Primar,  
Cristi Valentin Misaila



Director Executiv Adjunct,  
Simona Poieana

Sef Serviciu Buget-Contabilitate,  
Denise Epure

## Contul de executie al bugetului institutiilor publice la data de 30.09.2024

sursa de finantare: 02

Capitole:70.02

Denumire	CodIndicator	Credite de angajament Initiale	Credite Angajament Trimestriale	Credite bugetare initiale	Credite bugetare trimestriale	Angajamente bugetare	Angajamente legale	Plati efectuate	Angajamente legale de platit	Cheltuieli efective
TOTAL CHELTUIELI	00	67,967,900	67,967,900	44,187,390	37,466,390	24,626,406	23,977,637	15,426,162	8,551,475	20,607,318
CHELTUIELI CURENTE	01	37,685,060	37,685,060	34,772,910	28,706,910	22,991,580	22,921,069	14,884,850	8,036,219	14,378,985
TITLUL I - CHELTUIELI DE PERSONAL	10	7,750,000	7,750,000	7,750,000	5,710,000	5,576,362	5,576,362	5,576,362	0	5,491,631
Cheltuieli salariale in bani	10.01	7,435,000	7,435,000	7,435,000	5,435,000	5,318,602	5,318,602	5,318,602	0	5,233,846
Salarii de baza	10.01.01	6,880,000	6,880,000	6,880,000	5,000,000	4,986,727	4,986,727	4,986,727	0	4,909,249
Sporuri pentru conditii de munca	10.01.05	20,000	20,000	20,000	15,000	1,287	1,287	1,287	0	1,287
Alte sporuri	10.01.06	150,000	150,000	150,000	120,000	95,736	95,736	95,736	0	96,292
Indemnizatie de hrana	10.01.17	385,000	385,000	385,000	300,000	234,852	234,852	234,852	0	227,018
Cheltuieli salariale in natura	10.02	145,000	145,000	145,000	145,000	140,150	140,150	140,150	0	140,150
Tichete de vacanta	10.02.06	145,000	145,000	145,000	145,000	140,150	140,150	140,150	0	140,150
Contributii	10.03	170,000	170,000	170,000	130,000	117,610	117,610	117,610	0	117,635
Contributii la Fd. de garantare a creantelor salariale	10.03.07	170,000	170,000	170,000	130,000	117,610	117,610	117,610	0	117,635
TITLUL II - BUNURI SI SERVICII	20	13,975,000	13,975,000	13,975,000	11,138,000	9,764,900	9,694,389	9,004,925	689,464	8,633,805
Bunuri si servicii	20.01	12,063,000	12,063,000	12,063,000	9,492,000	8,350,181	8,292,386	7,815,257	477,129	7,985,839
Furnituri de birou	20.01.01	10,000	10,000	10,000	10,000	7,318	7,318	7,318	0	7,318
Materiale pentru curatenie	20.01.02	6,000	6,000	6,000	6,000	5,598	5,598	5,598	0	4,509
Incalzit, iluminat si forta motrica	20.01.03	4,071,000	4,071,000	4,071,000	2,456,000	1,960,854	1,960,526	1,724,034	236,492	1,881,551
-incalzire-sistem centralizat (ENET)	20.01.03.01	48,000	48,000	48,000	42,000	26,686	26,686	26,686	0	26,686
-incalzire cu gaze (Distrigaz)	20.01.03.02	54,000	54,000	56,000	56,000	29,351	29,023	27,747	1,276	28,296
- energie electrica (ELECTRICA)	20.01.03.04	3,969,000	3,969,000	3,967,000	2,358,000	1,904,817	1,904,817	1,669,601	235,216	1,826,569
Apa, canal si salubritate	20.01.04	275,000	275,000	275,000	265,000	247,099	247,099	244,641	2,458	245,875
Carburanti si lubrifianti	20.01.05	460,000	460,000	460,000	420,000	338,613	338,613	311,021	27,592	315,824
Piese de schimb	20.01.06	65,000	65,000	65,000	65,000	48,846	48,846	48,846	0	54,278
Posta, telecomunicatii, radio, tv, internet	20.01.08	77,000	77,000	77,000	34,000	36,414	36,414	33,629	2,785	36,414
Materiale si prestari de servicii cu caracter functional	20.01.09	6,439,000	6,439,000	6,439,000	5,708,000	5,098,696	5,083,426	5,053,979	29,447	5,051,422
Alte bunuri si servicii pentru intretinere si functionare	20.01.30	660,000	660,000	660,000	528,000	606,743	564,546	386,191	178,355	388,648
Reparatii curente	20.02	515,000	515,000	515,000	395,000	496,851	485,563	290,142	195,421	286,257
Hrana	20.03	70,000	70,000	70,000	60,000	40,127	40,127	40,127	0	41,139
Hrana pentru animale	20.03.02	70,000	70,000	70,000	60,000	40,127	40,127	40,127	0	41,139
Medicamente si materiale sanitare	20.04	19,000	19,000	19,000	18,000	11,897	11,897	11,897	0	8,889
Medicamente	20.04.01	10,000	10,000	10,000	10,000	9,066	9,066	9,066	0	6,925
Materiale sanitare	20.04.02	5,000	5,000	5,000	4,000	1,526	1,526	1,526	0	1,146
Dezinfectanti	20.04.04	4,000	4,000	4,000	4,000	1,305	1,305	1,305	0	818
Bunuri de natura obiectelor de inventar	20.05	620,000	620,000	620,000	620,000	504,340	504,340	503,548	792	0
Uniforme si echipament	20.05.01	90,000	90,000	90,000	90,000	1,800	1,800	1,800	0	0
Alte obiecte de inventar	20.05.30	530,000	530,000	530,000	530,000	502,540	502,540	501,748	792	0
Deplasari, detasari, transferari	20.06	5,000	5,000	5,000	5,000	1,914	1,914	1,914	0	1,914
Deplasari interne, detasari, transferari	20.06.01	5,000	5,000	5,000	5,000	1,914	1,914	1,914	0	1,914
Pregatire profesionala	20.13	7,000	7,000	7,000	7,000	536	536	536	0	536
Protectia muncii	20.14	22,000	22,000	22,000	22,000	13,630	13,630	13,630	0	13,630

Cheltuieli judiciare si extrajudiciare derivate din actiuni in reprezentarea intereselor statului, potrivit dispozitiilor legale	20.25	139,000	139,000	139,000	139,000	135,767	134,339	120,774	13,565	120,801
Alte cheltuieli	20.30	515,000	515,000	515,000	380,000	209,657	209,657	207,100	2,557	174,800
Prime de asigurare non-viata	20.30.03	290,000	290,000	290,000	270,000	177,183	177,183	177,183	0	128,673
Chirii	20.30.04	75,000	75,000	75,000	60,000	32,059	32,059	29,705	2,354	32,059
Alte cheltuieli cu bunuri si servicii	20.30.30	150,000	150,000	150,000	50,000	415	415	212	203	14,068
TITLUL VII ALTE TRANSFERURI	55	168,000	168,000	168,000	168,000	135,656	135,656	131,156	4,500	135,656
A. Transferuri interne.	55.01	168,000	168,000	168,000	168,000	135,656	135,656	131,156	4,500	135,656
Alte transferuri curente interne	55.01.18	168,000	168,000	168,000	168,000	135,656	135,656	131,156	4,500	135,656
TITLUL VIII PROIECTE CU FINANTARE DIN FONDURI EXTERNE NERAMBURSABILE (FEN) POSTADERARE	56	2,074,900	2,074,900	8,729,910	8,729,910	7,405,138	7,405,138	62,883	7,342,255	8,452
Programe finan?ate din Fondul European de Dezvoltare Regionala (FEDR), aferente cadrului financiar 2021-2027	56.48	2,074,900	2,074,900	8,729,910	8,729,910	7,405,138	7,405,138	62,883	7,342,255	8,452
Finantare nationala	56.48.01	136,350	136,350	1,020,700	1,020,700	883,017	883,017	8,588	874,429	423
Finantare externa nerambursabila	56.48.02	825,260	825,260	7,709,210	7,709,210	6,522,121	6,522,121	54,295	6,467,826	8,029
Cheltuieli neeligibile	56.48.03	1,113,290	1,113,290	0	0	0	0	0	0	0
TITLUL XI ALTE CHELTUIELI	59	150,000	150,000	150,000	150,000	107,662	107,662	107,662	0	109,441
Sume af pers hand neincadrate	59.40	150,000	150,000	150,000	150,000	107,662	107,662	107,662	0	109,441
TITLUL XIII Proiecte cu finantare din sumele aferente componentei de imprumuturi a PNRR	61	13,567,160	13,567,160	4,000,000	2,811,000	1,862	1,862	1,862	0	0
Fonduri din imprumut rambursabil	61.01	11,401,000	11,401,000	3,361,000	2,361,000	705	705	705	0	0
Sume aferente TVA	61.03	2,166,160	2,166,160	639,000	450,000	1,157	1,157	1,157	0	0
70. CHELTUIELI DE CAPITAL (70=71+72)	70	30,282,840	30,282,840	9,547,580	8,892,580	2,447,623	1,869,365	1,354,109	515,256	6,228,333
TITLUL XV ACTIVE NEFINANCIARE	71	30,282,840	30,282,840	9,547,580	8,892,580	2,447,623	1,869,365	1,354,109	515,256	6,228,333
Active fixe (inclusiv reparatii capitale)	71.01	30,282,840	30,282,840	9,547,580	8,892,580	2,447,623	1,869,365	1,354,109	515,256	6,228,333
Constructii	71.01.01	26,357,450	26,357,450	5,377,650	4,722,650	68,511	43,604	26,236	17,368	5,438,839
Masini, echipamente si mijloace de transport	71.01.02	855,000	855,000	855,000	855,000	522,012	522,011	522,011	0	640,898
Mobilier, aparatura birotica si alte active corporale	71.01.03	0	0	0	0	0	0	0	0	91,856
Alte active fixe (iunclusiv reparatii capitale)	71.01.30	3,070,390	3,070,390	3,314,930	3,314,930	1,857,100	1,303,750	805,862	497,888	56,740
TITLUL XXI PLATI EFECTUATE IN ANII PRECEDENTI SI RECUPERATE IN ANUL CURENT	85	0	0	-133,100	-133,100	-812,797	-812,797	-812,797	0	0
Plati efectuate in anii precedenti si recuperate in anul curent	85.01	0	0	-133,100	-133,100	-812,797	-812,797	-812,797	0	0
Plati efectuate in anii precedenti si recuperate in anul curent in sectiunea de functionare a bugetului local	85.01.01	0	0	-59,990	-59,990	-186,230	-186,230	-186,230	0	0
Plati efectuate in anii precedenti si recuperate in anul curent ?n sectiunea de dezvoltare a bugetului local	85.01.02	0	0	-73,110	-73,110	-78,808	-78,808	-78,808	0	0
Plati efectuate in anii precedenti si recuperate in anul curent aferente fondurilor externe nerambursabile	85.01.05	0	0	0	0	-547,759	-547,759	-547,759	0	0

Primar,  
Cristi Valentin Misaila



Director Executiv Adjunct,  
Simona Poleana

Sef Serviciu Buget-Contabilitate,  
Denise Epure

## Contul de executie al bugetului institutiilor publice la data de 30.09.2024

sursa de finantare: 02

Capitole:74.02

Denumire	CodIndicator	Credite de angajament Initiale	Credite Angajament Trimestriale	Credite bugetare initiale	Credite bugetare trimestriale	Angajamente bugetare	Angajamente legale	Plati efectuate	Angajamente legale de platit	Cheltuieli efective
TOTAL CHELTUIELI	00	61,861,510	61,861,510	21,914,000	19,354,000	14,139,657	14,128,947	11,822,569	2,306,378	12,249,004
CHELTUIELI CURENTE	01	61,861,510	61,861,510	21,917,000	19,357,000	14,142,657	14,131,947	11,825,569	2,306,378	12,224,750
TITLUL I CHELTUIELI DE PERSONAL	10	1,530,000	1,530,000	1,530,000	1,251,000	1,013,082	1,013,082	1,013,082	0	1,063,612
Cheltuieli salariale in bani	10.01	1,462,000	1,462,000	1,462,000	1,189,000	964,034	964,034	964,034	0	1,013,383
Salarii de baza	10.01.01	1,332,000	1,332,000	1,332,000	1,080,000	916,827	916,827	916,827	0	965,267
Alte sporuri	10.01.06	50,000	50,000	50,000	40,000	3,150	3,150	3,150	0	3,150
Indemnizatie de hrana	10.01.17	80,000	80,000	80,000	69,000	44,057	44,057	44,057	0	44,966
Cheltuieli salariale in natura	10.02	32,000	32,000	32,000	32,000	27,200	27,200	27,200	0	27,200
Tichete de vacanta	10.02.06	32,000	32,000	32,000	32,000	27,200	27,200	27,200	0	27,200
Contributii	10.03	36,000	36,000	36,000	30,000	21,848	21,848	21,848	0	23,029
Contributii la Fd. de garantare a creantelor salariale	10.03.07	36,000	36,000	36,000	30,000	21,848	21,848	21,848	0	23,029
TITLUL II BUNURI SI SERVICII	20	10,895,000	10,895,000	10,895,000	10,855,000	10,317,560	10,317,560	9,965,357	352,203	10,315,492
Bunuri si servicii	20.01	10,074,000	10,074,000	10,074,000	10,074,000	9,562,825	9,562,825	9,210,861	351,964	9,563,029
Furnituri de birou	20.01.01	1,000	1,000	1,000	1,000	955	955	805	150	955
Materiale pentru curatenie	20.01.02	3,000	3,000	3,000	3,000	0	0	0	0	0
Apa, canal si salubritate	20.01.04	9,550,000	9,550,000	9,550,000	9,550,000	9,092,294	9,092,294	8,740,516	351,778	9,092,294
Carburanti si lubrifianti	20.01.05	20,000	20,000	20,000	20,000	3,640	3,640	3,640	0	3,640
Piese de schimb	20.01.06	2,000	2,000	2,000	2,000	0	0	0	0	0
Materiale si prestari de servicii cu caracter functional	20.01.09	488,000	488,000	488,000	488,000	460,696	460,696	460,660	36	460,900
Alte bunuri si servicii pentru intretinere si functionare	20.01.30	10,000	10,000	10,000	10,000	5,240	5,240	5,240	0	5,240
Bunuri de natura obiectelor de inventar	20.05	13,000	13,000	13,000	13,000	2,272	2,272	2,033	239	0
Uniforme si echipament	20.05.01	8,000	8,000	8,000	8,000	270	270	270	0	0
Alte obiecte de inventar	20.05.30	5,000	5,000	5,000	5,000	2,002	2,002	1,763	239	0
Pregatire profesionala	20.13	2,000	2,000	2,000	2,000	520	520	520	0	520
Protectia muncii	20.14	1,000	1,000	1,000	1,000	500	500	500	0	500
Contributii ale administratiei publice locale la realizarea unor lucrari si servicii de interes public local, in baza unor conventii sau contracte de asociere	20.19	204,000	204,000	204,000	164,000	150,777	150,777	150,777	0	150,777
Alte cheltuieli	20.30	601,000	601,000	601,000	601,000	600,666	600,666	600,666	0	600,666
Alte cheltuieli cu bunuri si servicii	20.30.30	601,000	601,000	601,000	601,000	600,666	600,666	600,666	0	600,666
TITLUL VII ALTE TRANSFERURI	55	1,262,000	1,262,000	1,262,000	1,162,000	817,028	817,028	817,028	0	817,028
A. Transferuri interne.	55.01	1,262,000	1,262,000	1,262,000	1,162,000	817,028	817,028	817,028	0	817,028
Alte transferuri curente interne	55.01.18	500,000	500,000	500,000	500,000	499,028	499,028	499,028	0	499,028
Sume reprezentând stimulente pentru casarea autovehiculelor uzate	55.01.84	762,000	762,000	762,000	662,000	318,000	318,000	318,000	0	318,000
TITLUL XI ALTE CHELTUIELI	59	30,000	30,000	30,000	30,000	20,117	20,117	20,117	0	21,478
Sume af pers hand neincadrate	59.40	30,000	30,000	30,000	30,000	20,117	20,117	20,117	0	21,478
TITLUL XIII Proiecte cu finantare din sumele aferente componentei de imprumuturi a PNRR	61	48,144,510	48,144,510	8,200,000	6,059,000	1,974,870	1,964,160	9,985	1,954,175	7,140
Fonduri din imprumut rambursabil	61.01	44,932,000	44,932,000	6,892,000	5,093,000	1,689,891	1,680,891	8,391	1,672,500	6,000



Sume aferente TVA	61.03	3,212,510	3,212,510	1,308,000	966,000	284,979	283,269	1,594	281,675	1,140
70. CHELTUIELI DE CAPITAL (70=71+72)	70	0	0	0	0	0	0	0	0	24,254
TITLUL XV ACTIVE NEFINANCIARE	71	0	0	0	0	0	0	0	0	24,254
Active fixe (inclusiv reparatii capitale)	71.01	0	0	0	0	0	0	0	0	24,254
Masini, echipamente si mijloace de transport	71.01.02	0	0	0	0	0	0	0	0	24,254
TITLUL XXI PLATI EFECTUATE IN ANII PRECEDENTI SI RECUPERATE IN ANUL CURENT	85	0	0	-3,000	-3,000	-3,000	-3,000	-3,000	0	0
Plati efectuate in anii precedenti si recuperate in anul curent	85.01	0	0	-3,000	-3,000	-3,000	-3,000	-3,000	0	0
Plati efectuate in anii precedenti si recuperate in anul curent in sectiunea de functionare a bugetului local	85.01.01	0	0	-3,000	-3,000	-3,000	-3,000	-3,000	0	0

Primar,  
Cristi Valentin Misaila



Director Executiv Adjunct,  
Simona Poiana

Sef serviciu Buget-Contabilitate,  
Denise Epure

## Contul de executie al bugetului institutiilor publice la data de 30.09.2024

sursa de finantare: 02

## Capitole:80.02

Denumire	CodIndicator	Credite de angajament Initale	Credite Angajament Trimestriale	Credite bugetare initiale	Credite bugetare trimestriale	Angajamente bugetare	Angajamente legale	Plati efectuate	Angajamente legale de platit	Cheltuieli efective
TOTAL CHELTUIELI	00	8,405,000	8,405,000	8,405,000	6,360,200	5,839,285	5,839,285	5,838,763	522	400,865
CHELTUIELI CURENTE	01	500,000	500,000	500,000	480,000	401,387	401,387	400,865	522	400,865
TITLUL II BUNURI SI SERVICII	20	0	0	0	0	0	0	0	0	0
Alte cheltuieli	20.30	0	0	0	0	0	0	0	0	0
Alte cheltuieli cu bunuri si servicii	20.30.30	0	0	0	0	0	0	0	0	0
TITLUL VII ALTE TRANSFERURI	55	500,000	500,000	500,000	480,000	401,387	401,387	400,865	522	400,865
A. Transferuri interne.	55.01	500,000	500,000	500,000	480,000	401,387	401,387	400,865	522	400,865
Sume reprezentand contributia UAT la Fondul IID	55.01.65	500,000	500,000	500,000	480,000	401,387	401,387	400,865	522	400,865
79. OPERATIUNI FINANCIARE (79=80+81)	79	7,905,000	7,905,000	7,905,000	5,880,200	5,437,898	5,437,898	5,437,898	0	0
TITLUL XIX RAMBURSARI DE CREDITE	81	7,905,000	7,905,000	7,905,000	5,880,200	5,437,898	5,437,898	5,437,898	0	0
Rambursari de credite interne	81.02	7,905,000	7,905,000	7,905,000	5,880,200	5,437,898	5,437,898	5,437,898	0	0
Rambursari de credite aferente datoriei publice interne locale	81.02.05	7,905,000	7,905,000	7,905,000	5,880,200	5,437,898	5,437,898	5,437,898	0	0

Primar,

Cristi Valentin Misaila

Director Executiv Adjunct,  
Simona PoieanaSef Serviciu Buget-Contabilitate,  
Denise Epure

Contul de executie al bugetului institutiilor publice la data de 30.09.2024  
sursa de finantare: 02

## Capitole:81.02

Denumire	CodIndicator	Credite de angajament Initale	Credite Angajament Trimestriale	Credite bugetare initiale	Credite bugetare trimestriale	Angajamente bugetare	Angajamente legale	Plati efectuate	Angajamente legale de platit	Cheltuieli efective
TOTAL CHELTUIELI	00	78,505,010	78,475,010	71,624,980	51,500,060	8,603,545	8,460,745	8,460,745	0	11,871,904
CHELTUIELI CURENTE	01	78,505,010	78,475,010	74,527,920	54,403,000	11,506,878	11,364,078	11,364,078	0	11,871,904
TITLUL II BUNURI SI SERVICII	20	143,000	143,000	143,000	143,000	142,800	0	0	0	0
Consultanta si expertiza	20.12	143,000	143,000	143,000	143,000	142,800	0	0	0	0
TITLUL IV SUBVENTII	40	12,930,000	12,900,000	12,930,000	12,930,000	11,199,624	11,199,624	11,199,624	0	11,709,760
Subventii pentru acoperirea diferentelor de pret si tarif	40.03	12,930,000	12,900,000	12,930,000	12,930,000	11,199,624	11,199,624	11,199,624	0	11,709,760
TITLUL VIII PROIECTE CU FINANTARE DIN FONDURI EXTERNE NERAMBURSABILE (FEN) POSTADERARE	56	65,432,010	65,432,010	61,454,920	41,330,000	164,454	164,454	164,454	0	162,089
Programe finan?ate din Fondul European de Dezvoltare Regionala (FEDR), aferente cadrului financiar 2021-2027	56.48	65,432,010	65,432,010	61,454,920	41,330,000	164,454	164,454	164,454	0	162,089
Finantare nationala	56.48.01	9,809,010	9,809,010	9,218,920	6,330,000	0	0	0	0	0
Finantare externa nerambursabila	56.48.02	55,040,000	55,040,000	51,653,000	34,417,000	0	0	0	0	0
Cheltuieli neeligibile	56.48.03	583,000	583,000	583,000	583,000	164,454	164,454	164,454	0	162,089
TITLUL X PROIECTE CU FINANTARE DIN FONDURI EXTERNE NERAMBURSABILE AFERENTE CADRULUI FINANCIAR 2014-2020	58	0	0	0	0	0	0	0	0	55
Alte programe comunitare finantate in perioada 2014-2020	58.15	0	0	0	0	0	0	0	0	55
Finantare externa nerambursabila	58.15.02	0	0	0	0	0	0	0	0	55
70. CHELTUIELI DE CAPITAL (70=71+72)	70	0	0	99,960	99,960	99,960	99,960	99,960	0	0
TITLUL XV ACTIVE NEFINANCIARE	71	0	0	99,960	99,960	99,960	99,960	99,960	0	0
Active fixe (inclusiv reparatii capitale)	71.01	0	0	99,960	99,960	99,960	99,960	99,960	0	0
Constructii	71.01.01	0	0	0	0	0	0	0	0	0
Alte active fixe (iunclusiv reparatii capitale)	71.01.30	0	0	99,960	99,960	99,960	99,960	99,960	0	0
TITLUL XXI PLATI EFECTUATE IN ANII PRECEDENTI SI RECUPERATE IN ANUL CURENT	85	0	0	-3,002,900	-3,002,900	-3,003,293	-3,003,293	-3,003,293	0	0
Plati efectuate in anii precedenti si recuperate in anul curent	85.01	0	0	-3,002,900	-3,002,900	-3,003,293	-3,003,293	-3,003,293	0	0
Plati efectuate in anii precedenti si recuperate in anul curent in sectiunea de functionare a bugetului local	85.01.01	0	0	-3,002,900	-3,002,900	-3,003,293	-3,003,293	-3,003,293	0	0

Primar,  
Cristi Valentin Misaila



Director Executiv Adjunct,  
Simona Poieana

Sef Serviciu Buget-Contabilitate,  
Denise Epure

## MUNICIPIUL FOCSANI

Contul de executie al bugetului institutiilor publice la data de 30.09.2024  
sursa de finantare: 02

Capitole:84.02

Denumire	CodIndicator	Credite de angajament Initiale	Credite Angajament Trimestriale	Credite bugetare initiale	Credite bugetare trimestriale	Angajamente bugetare	Angajamente legale	Plati efectuate	Angajamente legale de platit	Cheltuieli efective
TOTAL CHELTUIELI	00	164,943,720	163,943,720	147,770,110	111,749,060	78,259,608	77,983,766	28,345,058	49,638,708	44,250,276
CHELTUIELI CURENTE	01	150,559,660	149,559,660	118,551,930	90,095,400	63,695,699	63,695,699	18,102,530	45,593,169	28,029,517
TITLUL I CHELTUIELI DE PERSONAL	10	2,680,000	2,680,000	2,680,000	2,131,000	1,843,291	1,843,291	1,843,291	0	1,756,268
Cheltuieli salariale in bani	10.01	2,569,000	2,569,000	2,569,000	2,020,000	1,756,936	1,756,936	1,756,936	0	1,669,998
Salarii de baza	10.01.01	2,382,000	2,382,000	2,382,000	1,860,000	1,681,604	1,681,604	1,681,604	0	1,596,383
Alte sporuri	10.01.06	50,000	50,000	50,000	40,000	2,575	2,575	2,575	0	2,575
Indemnizatie de hrana	10.01.17	137,000	137,000	137,000	120,000	72,757	72,757	72,757	0	71,040
Cheltuieli salariale in natura	10.02	53,000	53,000	53,000	53,000	48,750	48,750	48,750	0	48,750
Tichete de vacanta	10.02.06	53,000	53,000	53,000	53,000	48,750	48,750	48,750	0	48,750
Contributii	10.03	58,000	58,000	58,000	58,000	37,605	37,605	37,605	0	37,520
Contributii la Fd. de garantare a creantelor salariale	10.03.07	58,000	58,000	58,000	58,000	37,605	37,605	37,605	0	37,520
TITLUL II BUNURI SI SERVICII	20	10,425,000	10,425,000	10,473,000	9,883,200	9,558,336	9,558,336	8,689,298	869,038	8,599,159
Bunuri si servicii	20.01	3,859,000	3,859,000	3,907,000	3,319,200	3,503,390	3,503,390	2,718,708	784,682	2,918,887
Furnituri de birou	20.01.01	3,000	3,000	3,000	3,000	2,997	2,997	2,997	0	1,637
Materiale pentru curatenie	20.01.02	2,000	2,000	2,000	2,000	48	48	48	0	48
Incalzit, Iluminat si forta motrica	20.01.03	27,500	27,500	27,500	27,500	20,418	20,418	20,418	0	20,418
-incalzire cu gaze (Distrigaz)	20.01.03.02	12,500	12,500	12,500	12,500	12,131	12,131	12,131	0	12,131
- energie electrica (ELECTRICA)	20.01.03.04	15,000	15,000	15,000	15,000	8,287	8,287	8,287	0	8,287
Apa, canal si salubritate	20.01.04	2,060,000	2,060,000	2,060,000	2,060,000	1,848,242	1,848,242	1,848,242	0	1,848,242
Carburanti si lubrifianti	20.01.05	20,000	20,000	20,000	17,000	6,829	6,829	5,720	1,109	6,569
Posta, telecomunicatii, radio, tv, internet	20.01.08	7,000	7,000	7,000	7,000	4,445	4,445	4,366	79	4,045
Materiale si prestari de servicii cu caracter functional	20.01.09	1,447,500	1,447,500	1,495,500	950,700	1,365,071	1,365,071	588,334	776,737	796,713
Alte bunuri si servicii pentru intretinere si functionare	20.01.30	292,000	292,000	292,000	252,000	255,340	255,340	248,583	6,757	241,215
Reparatii curente	20.02	6,055,000	6,055,000	6,055,000	6,055,000	5,735,791	5,735,791	5,653,046	82,745	5,665,791
Bunuri de natura obiectelor de inventar	20.05	481,000	481,000	481,000	481,000	304,014	304,014	303,536	478	0
Uniforme si echipament	20.05.01	28,000	28,000	28,000	28,000	750	750	750	0	0
Alte obiecte de inventar	20.05.30	453,000	453,000	453,000	453,000	303,264	303,264	302,786	478	0
Protectia muncii	20.14	5,000	5,000	5,000	5,000	2,325	2,325	2,325	0	1,665
Alte cheltuieli	20.30	25,000	25,000	25,000	23,000	12,816	12,816	11,683	1,133	12,816
Chirii	20.30.04	15,000	15,000	15,000	13,000	10,200	10,200	9,067	1,133	10,200
Alte cheltuieli cu bunuri si servicii	20.30.30	10,000	10,000	10,000	10,000	2,616	2,616	2,616	0	2,616
TITLUL VII ALTE TRANSFERURI	55	6,542,000	5,542,000	6,494,000	5,388,000	5,229,781	5,229,781	5,229,781	0	4,606,268
A. Transferuri interne.	55.01	6,542,000	5,542,000	6,494,000	5,388,000	5,229,781	5,229,781	5,229,781	0	4,606,268
Alte transferuri curente interne	55.01.18	6,542,000	5,542,000	6,494,000	5,388,000	5,229,781	5,229,781	5,229,781	0	4,606,268
TITLUL VIII PROIECTE CU FINANTARE DIN FONDURI EXTERNE NERAMBURSABILE (FEN) POSTADERARE	56	22,850,230	22,850,230	64,349,730	48,569,000	46,285,765	46,285,765	1,634,348	44,651,417	475,951
Programe finan?ate din Fondul European de Dezvoltare Regionala (FEDR), aferente cadrului financiar 2021-2027	56.48	22,850,230	22,850,230	64,349,730	48,569,000	46,285,765	46,285,765	1,634,348	44,651,417	475,951
Finantare nationala	56.48.01	5,268,070	5,268,070	9,652,350	7,234,000	5,317,715	5,317,715	326,262	4,991,453	71,393
Finantare externa nerambursabila	56.48.02	17,582,160	17,582,160	54,697,380	41,335,000	40,968,050	40,968,050	1,308,086	39,659,964	404,558

TITLUL X PROIECTE CU FINANTARE DIN FONDURI EXTERNE NERAMBURSABILE AFERENTE CADRULUI FINANCIAR 2014-2020	58	20,230	20,230	505,200	505,200	505,191	505,191	432,477	72,714	12,555,870
Programe din Fondul European de Dezvoltare Regionala (FEDR)	58.01	20,230	20,230	505,200	505,200	505,191	505,191	432,477	72,714	12,552,490
Finantarea nationala	58.01.01	0	0	0	0	0	0	0	0	3,206,128
Finantarea externa nerambursabila	58.01.02	0	0	0	0	0	0	0	0	9,335,711
Cheltuieli neeligibile	58.01.03	20,230	20,230	505,200	505,200	505,191	505,191	432,477	72,714	10,651
Programe din Fondul Social European (FSE)	58.02	0	0	0	0	0	0	0	0	3,380
Finantarea nationala	58.02.01	0	0	0	0	0	0	0	0	507
Finantarea externa nerambursabila	58.02.02	0	0	0	0	0	0	0	0	2,873
TITLUL XI ALTE CHELTUIELI	59	50,000	50,000	50,000	50,000	35,335	35,335	35,335	0	36,001
Sume af pers hand neincadrate	59.40	50,000	50,000	50,000	50,000	35,335	35,335	35,335	0	36,001
TITLUL XII Proiecte cu finantare din sumele reprezentand asistenta financiara nerambursabila aferenta PNRR	60	107,992,200	107,992,200	34,000,000	23,569,000	238,000	238,000	238,000	0	0
Fonduri europene nerambursabile	60.01	90,747,000	90,747,000	28,571,000	19,803,000	200,000	200,000	200,000	0	0
Sume aferente TVA	60.03	17,245,200	17,245,200	5,429,000	3,766,000	38,000	38,000	38,000	0	0
70. CHELTUIELI DE CAPITAL (70=71+72)	70	14,384,060	14,384,060	29,386,570	21,822,050	14,777,070	14,501,228	10,455,689	4,045,539	16,220,759
TITLUL XV ACTIVE NEFINANCIARE	71	14,384,060	14,384,060	29,386,570	21,822,050	14,777,070	14,501,228	10,455,689	4,045,539	16,220,759
Active fixe (inclusiv reparatii capitale)	71.01	14,384,060	14,384,060	29,386,570	21,822,050	14,777,070	14,501,228	10,455,689	4,045,539	16,220,759
Constructii	71.01.01	7,210,060	7,210,060	22,093,570	15,549,050	9,381,492	9,162,770	5,353,761	3,809,009	11,728,173
Masini, echipamente si mijloace de transport	71.01.02	629,000	629,000	629,000	629,000	557,899	557,899	543,899	14,000	56,577
Mobilier, aparatura birotica si alte active corporale	71.01.03	0	0	0	0	0	0	0	0	68,483
Alte active fixe (inclusiv reparatii capitale)	71.01.30	6,545,000	6,545,000	6,664,000	5,644,000	4,837,679	4,780,559	4,558,029	222,530	4,367,526
TITLUL XXI PLATI EFECTUATE IN ANII PRECEDENTI SI RECUPERATE IN ANUL CURENT	85	0	0	-168,390	-168,390	-213,161	-213,161	-213,161	0	0
Plati efectuate in anii precedenti si recuperate in anul curent	85.01	0	0	-168,390	-168,390	-213,161	-213,161	-213,161	0	0
Plati efectuate in anii precedenti si recuperate in anul curent in sectiunea de functionare a bugetului local	85.01.01	0	0	-9,390	-9,390	-11,500	-11,500	-11,500	0	0
Plati efectuate in anii precedenti si recuperate in anul curent ?n sectiunea de dezvoltare a bugetului local	85.01.02	0	0	-40,000	-40,000	-79,346	-79,346	-79,346	0	0
Plati efectuate in anii precedenti si recuperate in anul curent aferente fondurilor externe nerambursabile	85.01.05	0	0	-119,000	-119,000	-122,315	-122,315	-122,315	0	0

Primar,  
Cristi Valentin Misaila




Director Executiv Adjunct,  
Simona Poieana

Sef Serviciu Buget-Contabilitate,  
Denise Epure

Contul de executie al bugetului institutiilor publice la data de 30.09.2024  
sursa de finantare: 10

Cod Indicator	Denumire	Prev. bug. initiale	Prev. bug. trim./def.	Drepturi const. TOTAL	Drepturi const. din anii precedenti	Drepturi const. anul curent	Incasari realizate	Stingeri pe alte cai decat incasari	Drepturi const. de incasat
V	TOTAL VENITURI	38,225,240	34,202,240	28,492,442	188,371	28,304,071	28,345,483	0	146,959
00.02	I. VENITURI CURENTE	7,374,350	6,341,840	4,571,276	188,371	4,382,905	4,424,317	0	146,959
00.12	C. VENITURI NEFISCALE	7,374,350	6,341,840	4,571,276	188,371	4,382,905	4,424,317	0	146,959
00.13	C1. VENITURI DIN PROPRIETATE	215,000	176,000	181,024	58,554	122,470	120,710	0	60,314
00.14	C2. VANZARI DE BUNURI SI SERVICII	7,159,350	6,165,840	4,390,252	129,817	4,260,435	4,303,607	0	86,645
00.16	III. OPERATIUNI FINANCIARE	1,376,850	1,369,350	1,564,496	0	1,564,496	1,564,496	0	0
00.17	IV. SUBVENTII	29,474,040	26,491,050	22,356,670	0	22,356,670	22,356,670	0	0
00.18	SUBVENTII DE LA ALTE NIVELE ALE ADMINISTRATIEI PUBLICE	29,474,040	26,491,050	22,356,670	0	22,356,670	22,356,670	0	0
30.10	Venituri din proprietate	215,000	176,000	181,024	58,554	122,470	120,710	0	60,314
30.10.05	Venituri din concesiuni si inchirieri	210,000	172,000	181,024	58,554	122,470	120,710	0	60,314
30.10.05.30	Alte venituri din concesiuni si inchirieri de catre institutiile publice	210,000	172,000	181,024	58,554	122,470	120,710	0	60,314
30.10.50	Alte venituri din proprietate	5,000	4,000	0	0	0	0	0	0
33.10	Venituri din prestari de servicii si alte activitati	6,870,880	5,923,370	4,192,426	129,817	4,062,609	4,105,781	0	86,645
33.10.05	Taxe si alte venituri in invatamant	938,300	805,800	422,719	10,610	412,109	411,894	0	10,825
33.10.08	Venituri din prestari de servicii	76,010	63,010	24,430	0	24,430	24,430	0	0
33.10.14	Contributia elevilor si studentilor pt internate, camine si cantine	4,849,000	4,244,500	3,357,884	98,767	3,259,117	3,304,447	0	53,437
33.10.19	Venituri din serbari si spectacole scolare, manifestari culturale, artistice si sportive	420,000	320,000	208,010	16,960	191,050	186,010	0	22,000
33.10.50	Alte venituri din prestari de servicii si alte activitati	587,570	490,060	179,383	3,480	175,903	179,000	0	383
34.10	Venituri din taxe administrative, eliberari permise	205,000	159,000	83,586	0	83,586	83,586	0	0
34.10.50	Alte venituri din taxe administrative, eliberari permise	205,000	159,000	83,586	0	83,586	83,586	0	0
36.10	Diverse venituri	0	0	31,075	0	31,075	31,075	0	0
36.10.50	Alte venituri	0	0	31,075	0	31,075	31,075	0	0
37.10	Transferuri voluntare, altele decat subventiile	83,470	83,470	83,165	0	83,165	83,165	0	0
37.10.01	Donatii si sponsorizari	83,470	83,470	83,165	0	83,165	83,165	0	0
37.10.03	Varsaminte din sectiunea de functionare pentru finantarea sectiunii de dezvoltare a bugetului local	-10,500	-10,500	0	0	0	0	0	0
37.10.04	Varsaminte din sectiunea de functionare	10,500	10,500	0	0	0	0	0	0
40.10	Incasari din rambursarea imprumuturilor acordate	1,305,350	1,305,350	1,289,749	0	1,289,749	1,289,749	0	0
40.10.15	Sume utilizate din excedentul anului precedent pentru efectuarea de cheltuieli	1,305,350	1,305,350	1,289,749	0	1,289,749	1,289,749	0	0
40.10.15.01	Sume utilizate de administratiile locale din excedentul anului precedent pentru sectiunea de functionare	1,300,350	1,300,350	1,071,792	0	1,071,792	1,071,792	0	0
40.10.15.02	Sume utilizate de administratiile locale din excedentul anului precedent pentru sectiunea dezvoltare	5,000	5,000	217,957	0	217,957	217,957	0	0
41.10	Alte operatiuni financiare	71,500	64,000	274,747	0	274,747	274,747	0	0
41.10.06	Sume din excedentul anului precedent pentru acoperirea golurilor temporare de casa	71,500	64,000	274,747	0	274,747	274,747	0	0
43.10	Subventii de la alte administratii	29,474,040	26,491,050	22,356,670	0	22,356,670	22,356,670	0	0
43.10.09	Subventii pentru institutii publice	27,528,660	24,545,670	21,091,150	0	21,091,150	21,091,150	0	0
43.10.19	Subventii pentru institutii publice destinate sectiunii de dezvoltare	1,945,380	1,945,380	1,265,520	0	1,265,520	1,265,520	0	0

Primar,  
Cristi Valentin Misaila



Director Executiv Adjunct,  
Simona Poieana

Sef Serviciu Buget-Contabilitate,  
Denise Epure

Contul de executie al bugetului institutiilor publice la data de 30.09.2024  
sursa de finantare: 10

Denumire	Codindicator	Credite de angajament Initale	Credite Angajament Trimestriale	Credite bugetare initiale	Credite bugetare trimestriale	Angajamente bugetare	Angajamente legale	Plati efectuate	Angajamente legale de platit	Cheltuieli efective
TOTAL CHELTUIELI	C	36,730,030	36,782,030	38,225,240	34,202,240	27,917,474	27,917,473	26,709,816	1,207,657	25,630,788
Partea I-a SERVICII PUBLICE GENERALE	50.10	3,650,140	3,650,140	4,320,710	3,478,710	3,954,194	3,954,194	3,036,071	918,123	3,519,798
Alte servicii publice generale	54.10	3,650,140	3,650,140	4,320,710	3,478,710	3,954,194	3,954,194	3,036,071	918,123	3,519,798
Servicii publice comunitare de evidenta a persoanelor	54.10.10	3,650,140	3,650,140	4,320,710	3,478,710	3,954,194	3,954,194	3,036,071	918,123	3,519,798
Partea a III-a CHELTUIELI SOCIAL-CULTURALE	64.10	33,079,890	33,131,890	33,904,530	30,723,530	23,963,280	23,963,279	23,673,745	289,534	22,110,990
INVATAMANT	65.10	6,018,530	6,018,530	6,424,540	5,588,540	3,621,254	3,621,254	3,403,398	217,856	3,694,243
Invatamant prescolar si primar	65.10.03	3,470,530	3,470,530	3,876,540	3,386,540	2,313,982	2,313,982	2,148,719	165,263	2,242,795
Invatamant prescolar	65.10.03.01	3,316,500	3,316,500	3,716,500	3,236,500	2,230,720	2,230,720	2,065,457	165,263	2,154,847
Invatamant primar	65.10.03.02	154,030	154,030	160,040	150,040	83,262	83,262	83,262	0	87,948
Invatamant secundar	65.10.04	1,948,000	1,948,000	1,948,000	1,666,000	960,657	960,657	932,577	28,080	1,138,424
Invatamant secundar superior	65.10.04.02	1,948,000	1,948,000	1,948,000	1,666,000	960,657	960,657	932,577	28,080	1,138,424
Invatamant postliceal	65.10.05	600,000	600,000	600,000	536,000	346,615	346,615	322,102	24,513	313,024
Cultura, recreere si religie	67.10	27,061,360	27,113,360	27,479,990	25,134,990	20,342,026	20,342,025	20,270,347	71,678	18,416,747
Servicii culturale	67.10.03	14,761,860	14,813,860	15,153,970	13,270,970	8,749,250	8,749,249	8,684,414	64,835	6,939,619
Institutii publice de spectacole si concerte	67.10.03.04	14,761,860	14,813,860	15,153,970	13,270,970	8,749,250	8,749,249	8,684,414	64,835	6,939,619
Servicii recreative si sportive	67.10.05	12,299,500	12,299,500	12,326,020	11,864,020	11,592,776	11,592,776	11,585,933	6,843	11,477,128
Sport	67.10.05.01	12,299,500	12,299,500	12,326,020	11,864,020	11,592,776	11,592,776	11,585,933	6,843	11,477,128

Primar,  
Cristi Valentin Misaila



Director Executiv Adjunct,  
Simona Poieana

Sef Serviciu Buget-Contabilitate,  
Denise Epure

## MUNICIPIUL FOCSANI

## Contul de executie al bugetului institutiilor publice la data de 30.09.2024

sursa de finantare: 10

Capitole:54.10

Denumire	CodIndicator	Credite de angajament Initale	Credite Angajament Trimestriale	Credite bugetare initiale	Credite bugetare trimestriale	Angajamente bugetare	Angajamente legale	Plati efectuate	Angajamente legale de platit	Cheltuieli efective
TOTAL CHELTUIELI	00	3,650,140	3,650,140	4,320,710	3,478,710	3,954,194	3,954,194	3,036,071	918,123	3,519,798
CHELTUIELI CURENTE	01	3,430,000	3,430,000	3,430,000	2,588,000	3,329,172	3,329,172	2,411,049	918,123	2,415,581
TITLUL I CHELTUIELI DE PERSONAL	10	3,090,000	3,090,000	3,090,000	2,320,000	3,078,200	3,078,200	2,160,077	918,123	2,179,487
Cheltuieli salariale in bani	10.01	2,990,050	2,990,050	2,990,050	2,237,050	2,983,000	2,983,000	2,086,608	896,392	2,104,991
Salarii de baza	10.01.01	2,734,000	2,734,000	2,734,000	2,038,000	2,734,000	2,734,000	1,913,382	820,618	1,926,180
Sporuri pentru conditii de munca	10.01.05	150,000	150,000	150,000	120,000	150,000	150,000	113,019	36,981	130,975
Indemnizatii de delegare	10.01.13	50	50	50	50	0	0	0	0	0
Indemnizatie de hrana	10.01.17	84,000	84,000	84,000	61,000	84,000	84,000	48,417	35,583	47,836
Alte drepturi salariale in bani	10.01.30	22,000	22,000	22,000	18,000	15,000	15,000	11,790	3,210	0
Cheltuieli salariale in natura	10.02	31,950	31,950	31,950	31,950	27,200	27,200	27,200	0	27,200
Tichete de vacanta	10.02.06	31,950	31,950	31,950	31,950	27,200	27,200	27,200	0	27,200
Contributii	10.03	68,000	68,000	68,000	51,000	68,000	68,000	46,269	21,731	47,296
Contributii la Fd. de garantare a creantelor salariale	10.03.07	68,000	68,000	68,000	51,000	68,000	68,000	46,269	21,731	47,296
TITLUL II BUNURI SI SERVICII	20	340,000	340,000	340,000	268,000	250,972	250,972	250,972	0	236,094
Bunuri si servicii	20.01	325,000	325,000	325,000	253,000	239,195	239,195	239,195	0	236,094
Furnituri de birou	20.01.01	16,500	16,500	16,500	16,500	16,455	16,455	16,455	0	11,047
Materiale pentru curatenie	20.01.02	2,000	2,000	2,000	2,000	1,944	1,944	1,944	0	1,995
Incalzit, Iluminat si forta motrica	20.01.03	55,900	55,900	55,900	42,900	40,230	40,230	40,230	0	37,887
-incalzire cu gaze (Distrigaz)	20.01.03.02	34,000	34,000	34,000	21,000	19,141	19,141	19,141	0	16,798
- energie electrica (ELECTRICA)	20.01.03.04	21,900	21,900	21,900	21,900	21,089	21,089	21,089	0	21,089
Apa, canal si salubritate	20.01.04	1,000	1,000	1,000	0	0	0	0	0	0
Carburanti si lubrifianti	20.01.05	5,000	5,000	5,000	5,000	0	0	0	0	2,350
Posta, telecomunicatii, radio, tv, internet	20.01.08	28,500	28,500	28,500	22,500	21,940	21,940	21,940	0	21,940
Alte bunuri si servicii pentru intretinere si functionare	20.01.30	216,100	216,100	216,100	164,100	158,626	158,626	158,626	0	160,875
Bunuri de natura obiectelor de inventar	20.05	14,000	14,000	14,000	14,000	11,777	11,777	11,777	0	0
Alte obiecte de inventar	20.05.30	14,000	14,000	14,000	14,000	11,777	11,777	11,777	0	0
Deplasari, detasari, transferari	20.06	1,000	1,000	1,000	1,000	0	0	0	0	0
Deplasari interne, detasari, transferari	20.06.01	1,000	1,000	1,000	1,000	0	0	0	0	0
70. CHELTUIELI DE CAPITAL (70=71+72)	70	220,140	220,140	890,710	890,710	631,580	631,580	631,580	0	1,104,217
TITLUL XV ACTIVE NEFINANCIARE	71	220,140	220,140	890,710	890,710	631,580	631,580	631,580	0	1,104,217
Active fixe (inclusiv reparatii capitale)	71.01	220,140	220,140	890,710	890,710	631,580	631,580	631,580	0	1,104,217
Constructii	71.01.01	189,140	189,140	859,710	859,710	631,580	631,580	631,580	0	1,063,277
Masini, echipamente si mijloace de transport	71.01.02	16,000	16,000	16,000	16,000	0	0	0	0	3,700
Mobilier, aparatura birotica si alte active corporale	71.01.03	12,000	12,000	12,000	12,000	0	0	0	0	0
Alte active fixe (inclusiv reparatii capitale)	71.01.30	3,000	3,000	3,000	3,000	0	0	0	0	37,240



TITLUL XXI PLATI EFECTUATE IN ANII PRECEDENTI SI RECUPERATE IN ANUL CURENT	85	0	0	0	0	-6,558	-6,558	-6,558	0	0
Plati efectuate in anii precedenti si recuperate in anul curent	85.01	0	0	0	0	-6,558	-6,558	-6,558	0	0
Plati efectuate in anii precedenti si recuperate in anul curent in sectiunea de functionare a bugetului local	85.01.01	0	0	0	0	-6,558	-6,558	-6,558	0	0

Primar,

Cristi Valentin Misaila



Director Executiv Adjunct,  
Simona Poieana

Sef Serviciu Buget-Contabilitate,  
Denise Epure

Contul de executie al bugetului institutiilor publice la data de 30.09.2024  
sursa de finantare: 10

## Capitole:65.10

Denumire	CodIndicator	Credite de angajament Initiale	Credite Angajament Trimestriale	Credite bugetare initiale	Credite bugetare trimestriale	Angajamente bugetare	Angajamente legale	Plati efectuate	Angajamente legale de platit	Cheltuieli efective
TOTAL CHELTUIELI	00	6,018,530	6,018,530	6,424,540	5,588,540	3,621,254	3,621,254	3,403,398	217,856	3,694,243
CHELTUIELI CURENTE	01	6,013,530	6,013,530	6,419,540	5,583,540	3,616,854	3,616,854	3,398,998	217,856	3,663,606
TITLUL I CHELTUIELI DE PERSONAL	10	838,060	838,060	844,070	732,870	470,176	470,176	442,405	27,771	423,556
Cheltuieli salariale in bani	10.01	815,650	815,650	821,520	715,820	460,032	460,032	432,872	27,160	414,442
Salarii de baza	10.01.01	250,000	250,000	250,000	237,500	102,166	102,166	99,765	2,401	94,154
Alte sporuri	10.01.06	18,000	18,000	18,000	14,000	2,834	2,834	2,834	0	2,573
Prima de vacanta	10.01.09	500	500	500	500	0	0	0	0	0
Fond aferent platii cu ora	10.01.11	503,250	503,250	503,250	419,050	327,343	327,343	302,595	24,748	290,170
Indemnizatie de hrana	10.01.17	17,000	17,000	17,000	12,000	1,422	1,422	1,411	11	1,278
Alte drepturi salariale in bani	10.01.30	26,900	26,900	32,770	32,770	26,267	26,267	26,267	0	26,267
Contributii	10.03	22,410	22,410	22,550	17,050	10,144	10,144	9,533	611	9,114
Contributii de asigurari sociale de stat	10.03.01	0	0	0	0	0	0	0	0	0
Contributii de asigurari de somaj	10.03.02	0	0	0	0	0	0	0	0	0
Contributii de asigurari sociale de sanatate	10.03.03	0	0	0	0	0	0	0	0	0
Contributii de asigurari pentru accidente de munca si boli profesionale	10.03.04	0	0	0	0	0	0	0	0	0
Contributii pentru concedii si indemnizatii	10.03.06	0	0	0	0	0	0	0	0	0
Contributii la Fd. de garantare a creantelor salariale	10.03.07	22,410	22,410	22,550	17,050	10,144	10,144	9,533	611	9,114
TITLUL II BUNURI SI SERVICII	20	5,113,470	5,113,470	5,513,470	4,795,670	3,129,105	3,129,105	2,939,020	190,085	3,220,980
Bunuri si servicii	20.01	536,770	536,770	536,770	461,370	135,053	135,053	133,958	1,095	167,904
Furnituri de birou	20.01.01	19,700	19,700	19,700	16,700	3,776	3,776	3,776	0	3,776
Materiale pentru curatenie	20.01.02	30,000	30,000	30,000	24,500	8,174	8,174	8,174	0	5,658
Incalzit, iluminat si forta motrica	20.01.03	113,000	113,000	113,000	112,000	36,876	36,876	36,876	0	36,876
-incalzire-sistem centralizat (ENET)	20.01.03.01	67,000	67,000	67,000	67,000	12,000	12,000	12,000	0	12,000
-incalzire cu gaze (Distrigaz)	20.01.03.02	10,000	10,000	10,000	10,000	5,767	5,767	5,767	0	5,767
- energie electrica (ELECTRICA)	20.01.03.04	36,000	36,000	36,000	35,000	19,109	19,109	19,109	0	19,109
Apa, canal si salubritate	20.01.04	46,600	46,600	46,600	39,000	7,796	7,796	7,796	0	7,796
Carburanti si lubrifianti	20.01.05	73,500	73,500	73,500	60,000	4,747	4,747	3,677	1,070	8,379
Piese de schimb	20.01.06	16,600	16,600	16,600	13,600	0	0	0	0	0
Transport	20.01.07	10,000	10,000	0	0	0	0	0	0	0
Posta, telecomunicatii, radio, tv, internet	20.01.08	27,500	27,500	27,500	24,000	3,484	3,484	3,459	25	3,484
Materiale si prestari de servicii cu caracter functional	20.01.09	48,300	48,300	58,300	46,500	26,789	26,789	26,789	0	24,445
Alte bunuri si servicii pentru intretinere si functionare	20.01.30	151,570	151,570	151,570	125,070	43,411	43,411	43,411	0	77,490
Reparatii curente	20.02	63,700	63,700	63,700	56,000	6,496	6,496	6,496	0	6,496
Hrana	20.03	4,237,500	4,237,500	4,637,500	4,045,500	2,929,020	2,929,020	2,740,030	188,990	2,822,746
Hrana pentru oameni	20.03.01	4,237,500	4,237,500	4,637,500	4,045,500	2,929,020	2,929,020	2,740,030	188,990	2,822,746
Medicamente si materiale sanitare	20.04	13,700	13,700	13,700	10,500	0	0	0	0	0
Dezinfectanti	20.04.04	13,700	13,700	13,700	10,500	0	0	0	0	0
Bunuri de natura obiectelor de inventar	20.05	144,100	144,100	144,100	124,600	41,163	41,163	41,163	0	205,490

Uniforme si echipament	20.05.01	55,000	55,000	55,000	45,000	0	0	0	0	89,977
Lenjerie si accesorii de pat	20.05.03	11,000	11,000	11,000	7,500	0	0	0	0	1,607
Alte obiecte de inventar	20.05.30	78,100	78,100	78,100	72,100	41,163	41,163	41,163	0	113,906
Deplasari, detasari, transferari	20.06	5,600	5,600	5,600	5,600	232	232	232	0	232
Deplasari interne, detasari, transferari	20.06.01	5,600	5,600	5,600	5,600	232	232	232	0	232
Carti, publicatii si materiale documentare	20.11	0	0	0	0	0	0	0	0	971
Pregatire profesionala	20.13	1,500	1,500	1,500	1,500	14	14	14	0	14
Protectia muncii	20.14	14,600	14,600	14,600	12,100	0	0	0	0	0
Alte cheltuieli	20.30	96,000	96,000	96,000	78,500	17,127	17,127	17,127	0	17,127
Protocol si reprezentare	20.30.02	3,000	3,000	3,000	3,000	2,200	2,200	2,200	0	2,200
Prime de asigurare non-viata	20.30.03	12,000	12,000	12,000	9,500	1,987	1,987	1,987	0	1,987
Alte cheltuieli cu bunuri si servicii	20.30.30	81,000	81,000	81,000	66,000	12,940	12,940	12,940	0	12,940
TITLUL VIII PROIECTE CU FINANTARE DIN FONDURI EXTERNE NERAMBURSABILE (FEN) POSTADERARE	56	0	0	0	0	0	0	0	0	1,497
Programe din Fondul Social European	56.02	0	0	0	0	0	0	0	0	1,497
Finanțarea națională **)	56.02.01	0	0	0	0	0	0	0	0	1,497
TITLUL IX ASISTENTA SOCIALA	57	62,000	62,000	62,000	55,000	17,573	17,573	17,573	0	17,573
Ajutoare sociale	57.02	62,000	62,000	62,000	55,000	17,573	17,573	17,573	0	17,573
Ajutoare sociale in numerar	57.02.01	62,000	62,000	62,000	55,000	17,573	17,573	17,573	0	17,573
70. CHELTUIELI DE CAPITAL (70=71+72)	70	5,000	5,000	5,000	5,000	4,400	4,400	4,400	0	30,637
TITLUL XV ACTIVE NEFINANCIARE	71	5,000	5,000	5,000	5,000	4,400	4,400	4,400	0	30,637
Active fixe (inclusiv reparatii capitale)	71.01	5,000	5,000	5,000	5,000	4,400	4,400	4,400	0	30,637
Constructii	71.01.01	0	0	0	0	0	0	0	0	229
Masini, echipamente si mijloace de transport	71.01.02	0	0	0	0	0	0	0	0	24,696
Mobilier, aparatura birotica si alte active corporale	71.01.03	5,000	5,000	5,000	5,000	4,400	4,400	4,400	0	3,083
Alte active fixe (iunclusiv reparatii capitale)	71.01.30	0	0	0	0	0	0	0	0	2,629

Primar,  
Cristi Valentin Misaila



Director Executiv Adjunct,  
Simona Poieana

Sef Serviciu Buget-Contabilitate,  
Denise Epure

## Contul de executie al bugetului institutiilor publice la data de 30.09.2024

sursa de finantare:10

Capitole:67.10

Denumire	CodIndicator	Credite de angajament Initiale	Credite Angajament Trimestriale	Credite bugetare initiale	Credite bugetare trimestriale	Angajamente bugetare	Angajamente legale	Plati efectuate	Angajamente legale de platit	Cheltuieli efective
TOTAL CHELTUIELI	00	27,061,360	27,113,360	27,479,990	25,134,990	20,342,026	20,342,025	20,270,347	71,678	18,416,747
CHELTUIELI CURENTE	01	26,414,820	26,466,820	26,414,820	24,069,820	19,960,022	19,960,021	19,918,343	41,678	18,095,258
TITLUL I CHELTUIELI DE PERSONAL	10	8,846,200	8,846,200	8,846,200	6,646,200	6,033,961	6,033,961	6,033,961	0	5,968,998
Cheltuieli salariale in bani	10.01	8,396,200	8,396,200	8,396,200	6,268,200	5,720,902	5,720,902	5,720,902	0	5,639,247
Salarii de baza	10.01.01	7,389,200	7,389,200	7,389,200	5,556,200	5,286,959	5,286,959	5,286,959	0	5,208,444
Sporuri pentru conditii de munca	10.01.05	499,000	499,000	499,000	337,000	130,703	130,703	130,703	0	130,200
Alte sporuri	10.01.06	48,000	48,000	48,000	36,000	31,032	31,032	31,032	0	33,577
Indemnizatii de delegare	10.01.13	5,000	5,000	5,000	3,000	0	0	0	0	0
Indemnizatie de hrana	10.01.17	410,000	410,000	410,000	309,000	262,985	262,985	262,985	0	262,351
Alte drepturi salariale in bani	10.01.30	45,000	45,000	45,000	27,000	9,223	9,223	9,223	0	4,675
Cheltuieli salariale in natura	10.02	137,400	137,400	137,400	137,400	136,340	136,340	136,340	0	136,340
Tichete de vacanta	10.02.06	137,400	137,400	137,400	137,400	136,340	136,340	136,340	0	136,340
Contributii	10.03	312,600	312,600	312,600	240,600	176,719	176,719	176,719	0	193,411
Contributii de asigurari sociale de stat	10.03.01	51,000	51,000	51,000	51,000	46,943	46,943	46,943	0	63,027
Prime de asigurare viata platite de angajator pentru angajati	10.03.05	78,000	78,000	78,000	52,000	0	0	0	0	0
Contributii la Fd. de garantare a creantelor salariale	10.03.07	180,600	180,600	180,600	134,600	127,235	127,235	127,235	0	127,792
Contributii platite de angajator in numele angajatului	10.03.08	3,000	3,000	3,000	3,000	2,541	2,541	2,541	0	2,592
TITLUL II BUNURI SI SERVICII	20	17,504,620	17,556,620	17,504,620	17,359,620	13,910,011	13,910,010	13,868,332	41,678	12,110,210
Bunuri si servicii	20.01	1,604,000	1,656,000	1,604,000	1,510,000	1,117,081	1,117,080	1,101,219	15,861	1,117,602
Furnituri de birou	20.01.01	7,500	7,500	7,500	7,500	4,482	4,482	4,482	0	5,639
Materiale pentru curatenie	20.01.02	12,500	12,500	12,500	12,500	9,473	9,473	9,473	0	7,484
Incalzit, iluminat si forta motrica	20.01.03	735,500	775,500	735,500	683,500	370,036	370,036	359,773	10,263	341,571
-incalzire-sistem centralizat (ENET)	20.01.03.01	312,000	312,000	312,000	262,000	175,880	175,880	175,880	0	175,880
-incalzire cu gaze (Distrigaz)	20.01.03.02	184,500	184,500	184,500	174,500	104,154	104,154	104,154	0	78,818
- energie electrica (ELECTRICA)	20.01.03.04	239,000	279,000	239,000	247,000	90,002	90,002	79,739	10,263	86,873
Apa, canal si salubritate	20.01.04	117,500	117,500	117,500	104,500	87,925	87,925	85,133	2,792	86,382
Carburanti si lubrifianti	20.01.05	20,000	20,000	20,000	20,000	11,000	11,000	11,000	0	11,000
Posta, telecomunicatii, radio, tv, internet	20.01.08	26,000	26,000	26,000	22,000	18,705	18,704	18,578	126	18,578
Materiale si prestari de servicii cu caracter functional	20.01.09	530,000	530,000	530,000	530,000	529,821	529,821	529,821	0	530,683
Alte bunuri si servicii pentru intretinere si functionare	20.01.30	155,000	167,000	155,000	130,000	85,639	85,639	82,959	2,680	116,265
Reparatii curente	20.02	1,925,320	1,925,320	1,925,320	1,925,320	1,009,420	1,009,420	1,009,420	0	49,421
Medicamente si materiale sanitare	20.04	41,000	41,000	41,000	40,000	36,293	36,293	36,293	0	36,425
Medicamente	20.04.01	35,000	35,000	35,000	35,000	33,734	33,734	33,734	0	33,734
Materiale sanitare	20.04.02	5,000	5,000	5,000	5,000	2,559	2,559	2,559	0	2,559
Dezinfectanti	20.04.04	1,000	1,000	1,000	0	0	0	0	0	132

Bunuri de natura obiectelor de inventar	20.05	857,000	857,000	857,000	857,000	648,755	648,754	648,754	0	4,999
Uniforme si echipament	20.05.01	80,000	80,000	80,000	80,000	67,518	67,517	67,517	0	4,800
Alte obiecte de inventar	20.05.30	777,000	777,000	777,000	777,000	581,237	581,237	581,237	0	199
Deplasari, detasari, transferari	20.06	8,000	8,000	8,000	8,000	7,385	7,385	7,385	0	7,385
Deplasari interne, detasari, transferari	20.06.01	8,000	8,000	8,000	8,000	7,385	7,385	7,385	0	7,385
Alte cheltuieli	20.30	13,069,300	13,069,300	13,069,300	13,019,300	11,091,077	11,091,078	11,065,261	25,817	10,894,378
Reclama si publicitate	20.30.01	1,000	1,000	1,000	1,000	0	0	0	0	0
Chirii	20.30.04	406,000	406,000	406,000	356,000	312,749	312,749	312,749	0	312,748
Alte cheltuieli cu bunuri si servicii	20.30.30	12,662,300	12,662,300	12,662,300	12,662,300	10,778,328	10,778,329	10,752,512	25,817	10,581,630
TITLUL XI ALTE CHELTUIELI	59	64,000	64,000	64,000	64,000	16,050	16,050	16,050	0	16,050
Sume aferente persoanelor cu handicap neincadrate	59.40	64,000	64,000	64,000	64,000	16,050	16,050	16,050	0	16,050
70. CHELTUIELI DE CAPITAL (70=71+72)	70	646,540	646,540	1,065,170	1,065,170	437,566	437,566	407,566	30,000	321,489
TITLUL XV ACTIVE NEFINANCIARE	71	646,540	646,540	1,065,170	1,065,170	437,566	437,566	407,566	30,000	321,489
Active fixe (inclusiv reparatii capitale)	71.01	646,540	646,540	1,065,170	1,065,170	437,566	437,566	407,566	30,000	321,489
Constructii	71.01.01	0	0	0	0	0	0	0	0	5,402
Masini, echipamente si mijloace de transport	71.01.02	538,040	538,040	956,670	956,670	437,566	437,566	407,566	30,000	267,526
Mobilier, aparatura birotica si alte active corporale	71.01.03	8,500	8,500	8,500	8,500	0	0	0	0	48,561
Alte active fixe (iunclusiv reparatii capitale)	71.01.30	100,000	100,000	100,000	100,000	0	0	0	0	0
TITLUL XXI PLATI EFECTUATE IN ANII PRECEDENTI SI RECUPERATE IN ANUL CURENT	85	0	0	0	0	-55,562	-55,562	-55,562	0	0
Plati efectuate in anii precedenti si recuperate in anul curent	85.01	0	0	0	0	-55,562	-55,562	-55,562	0	0
Plati efectuate in anii precedenti si recuperate in anul curent in sectiunea de functionare a bugetului local	85.01.01	0	0	0	0	-55,562	-55,562	-55,562	0	0

Primar,  
Cristi Valentin Misaila



Director Executiv Adjunct,  
Simona Poiana


Sef Serviciu Buget-Contabilitate,  
Denise Epure

Contul de executie al bugetului institutiilor publice la data de 30.09.2024  
sursa de finantare: 07

Denumire	CodIndicator	Credite de angajament Initiale	Credite Angajament Trimestriale	Credite bugetare initiale	Credite bugetare trimestriale	Angajamente bugetare	Angajamente legale	Plati efectuate	Angajamente legale de platit	Cheltuieli efective
TOTAL CHELTUIELI	C	4,407,000	4,407,000	33,225,000	33,225,000	27,820,703	27,820,703	27,820,703	0	5,144,789
Partea a III-a CHELTUIELI SOCIAL-CULTURALE	64.07	1,607,000	1,607,000	25,738,560	25,738,560	22,527,673	22,527,673	22,527,673	0	1,847,456
Invatamant	65.07	0	0	19,617,510	19,617,510	16,406,623	16,406,623	16,406,623	0	1,590,147
Învatamânt prescolar si primar	65.07.03	0	0	9,412,190	9,412,190	7,206,348	7,206,348	7,206,348	0	1,555,489
Învatamânt prescolar	65.07.03.01	0	0	9,412,190	9,412,190	7,206,348	7,206,348	7,206,348	0	1,555,489
Învatamânt secundar	65.07.04	0	0	8,055,560	8,055,560	7,552,270	7,552,270	7,552,270	0	17,259
Învatamânt secundar superior	65.07.04.02	0	0	8,055,560	8,055,560	7,552,270	7,552,270	7,552,270	0	17,259
Invatamant anteprescolar	65.07.13	0	0	2,149,760	2,149,760	1,648,005	1,648,005	1,648,005	0	17,399
Cultura, recreere si religie	67.07	1,607,000	1,607,000	6,121,050	6,121,050	6,121,050	6,121,050	6,121,050	0	22,309
Alte servicii în domeniile culturii, recreerii si religiei	67.07.50	1,607,000	1,607,000	6,121,050	6,121,050	6,121,050	6,121,050	6,121,050	0	22,309
Asigurari si asistenta sociala	68.07	0	0	0	0	0	0	0	0	235,000
Alte cheltuieli in domeniul asigurarilor si asistentei sociale	68.07.50	0	0	0	0	0	0	0	0	235,000
Alte cheltuieli in domeniul asistentei sociale	68.07.50.50	0	0	0	0	0	0	0	0	235,000
Partea a IV-a SERVICII SI DEZVOLTARE PUBLICA, LOCUINTE, MEDIU SI APE	69.07	2,800,000	2,800,000	5,813,000	5,813,000	3,619,594	3,619,594	3,619,594	0	0
Locuinte, servicii si dezvoltare publica	70.07	2,800,000	2,800,000	5,813,000	5,813,000	3,619,594	3,619,594	3,619,594	0	0
Locuinte	70.07.03	0	0	3,013,000	3,013,000	3,013,000	3,013,000	3,013,000	0	0
Alte cheltuieli in domeniul locuintelor	70.07.03.30	0	0	3,013,000	3,013,000	3,013,000	3,013,000	3,013,000	0	0
Alimentare cu gaze naturale in localitati	70.07.07	2,800,000	2,800,000	2,800,000	2,800,000	606,594	606,594	606,594	0	0
Partea a V-a ACTIUNI ECONOMICE	79.07	0	0	1,673,440	1,673,440	1,673,436	1,673,436	1,673,436	0	3,297,333
Transporturi	84.07	0	0	1,673,440	1,673,440	1,673,436	1,673,436	1,673,436	0	3,297,333
Transport rutier	84.07.03	0	0	1,673,440	1,673,440	1,673,436	1,673,436	1,673,436	0	3,297,333
Strazi	84.07.03.03	0	0	1,673,440	1,673,440	1,673,436	1,673,436	1,673,436	0	3,297,333

Primar,

Cristi Valentin Mișaila

Director Executiv Adjunct,  
Simona PoianaSef Serviciu Buget-Contabilitate,  
Denise Epure

## Contul de executie al bugetului institutiilor publice la data de 30.09.2024

sursa de finantare: 07

## Capitole:65.07

Denumire	CodIndicator	Credite de angajament Initiale	Credite Angajament Trimestriale	Credite bugetare initiale	Credite bugetare trimestriale	Angajamente bugetare	Angajamente legale	Plati efectuate	Angajamente legale de platit	Cheltuieli efective
TOTAL CHELTUIELI	00	0	0	19,617,510	19,617,510	16,406,623	16,406,623	16,406,623	0	1,590,147
CHELTUIELI CURENTE	01	0	0	19,617,510	19,617,510	16,406,623	16,406,623	16,406,623	0	1,590,147
TITLUL VIII PROIECTE CU FINANTARE DIN FONDURI EXTERNE NERAMBURSABILE (FEN) POSTADERARE	56	0	0	8,055,560	8,055,560	7,552,270	7,552,270	7,552,270	0	17,259
Programe finan?ate din Fondul European de Dezvoltare Regionala (FEDR), aferente cadrului financiar 2021-2027	56.48	0	0	8,055,560	8,055,560	7,552,270	7,552,270	7,552,270	0	17,259
Finantare nationala	56.48.01	0	0	405,730	405,730	394,418	394,418	394,418	0	2,589
Finantare externa nerambursabila	56.48.02	0	0	2,307,450	2,307,450	2,235,036	2,235,036	2,235,036	0	14,670
Cheltuieli neeligibile	56.48.03	0	0	5,342,380	5,342,380	4,922,816	4,922,816	4,922,816	0	0
TITLUL X PROIECTE CU FINANTARE DIN FONDURI EXTERNE NERAMBURSABILE AFERENTE CADRULUI FINANCIAR 2014-2020	58	0	0	11,561,950	11,561,950	8,854,353	8,854,353	8,854,353	0	1,572,888
Programe din Fondul European de Dezvoltare Regionala (FEDR)	58.01	0	0	11,561,950	11,561,950	8,854,353	8,854,353	8,854,353	0	1,572,888
Finantarea externa nerambursabila	58.01.02	0	0	0	0	0	0	0	0	1,535,103
Cheltuieli neeligibile	58.01.03	0	0	11,561,950	11,561,950	8,854,353	8,854,353	8,854,353	0	37,785

Primar,

Cristi Valentin Misaila



Director Executiv Adjunct,

Simona Poieana

Sef Serviciu Buget-Contabilitate,

Denise Epure

## Contul de executie al bugetului institutiilor publice la data de 30.09.2024

sursa de finantare: 07

Capitole:67.07

Denumire	CodIndicator	Credite de angajament Initiale	Credite Angajament Trimestriale	Credite bugetare initiale	Credite bugetare trimestriale	Angajamente bugetare	Angajamente legale	Plati efectuate	Angajamente legale de platit	Cheltuieli efective
TOTAL CHELTUIELI	00	1,607,000	1,607,000	6,121,050	6,121,050	6,121,050	6,121,050	6,121,050	0	22,309
CHELTUIELI CURENTE	01	1,607,000	1,607,000	6,121,050	6,121,050	6,121,050	6,121,050	6,121,050	0	22,309
TITLUL VIII PROIECTE CU FINANTARE DIN FONDURI EXTERNE NERAMBURSABILE (FEN) POSTADERARE	56	1,607,000	1,607,000	1,607,000	1,607,000	1,607,000	1,607,000	1,607,000	0	9,220
Programe finan?ate din Fondul European de Dezvoltare Regionala (FEDR), aferente cadrului financiar 2021-2027	56.48	1,607,000	1,607,000	1,607,000	1,607,000	1,607,000	1,607,000	1,607,000	0	9,220
Cheltuieli neeligibile	56.48.03	1,607,000	1,607,000	1,607,000	1,607,000	1,607,000	1,607,000	1,607,000	0	9,220
TITLUL X PROIECTE CU FINANTARE DIN FONDURI EXTERNE NERAMBURSABILE AFERENTE CADRULUI FINANCIAR 2014-2020	58	0	0	4,514,050	4,514,050	4,514,050	4,514,050	4,514,050	0	13,089
Programe din Fondul European de Dezvoltare Regionala (FEDR)	58.01	0	0	4,514,050	4,514,050	4,514,050	4,514,050	4,514,050	0	13,089
Cheltuieli neeligibile	58.01.03	0	0	4,514,050	4,514,050	4,514,050	4,514,050	4,514,050	0	13,089

Primar,  
Cristi Valentin Misaila



Director Executiv Adjunct,  
Simona Poieana

Sef Serviciu Buget-Contabilitate,  
Denise Epure



## Contul de executie al bugetului institutiilor publice la data de 30.09.2024

sursa de finantare: 07

Capitole:68.07

Denumire	CodIndicator	Credite de angajament Initale	Credite Angajament Trimestriale	Credite bugetare initiale	Credite bugetare trimestriale	Angajamente bugetare	Angajamente legale	Plati efectuate	Angajamente legale de platit	Cheltuieli efective
TOTAL CHELTUIELI	00	0	0	0	0	0	0	0	0	235,000
CHELTUIELI CURENTE	01	0	0	0	0	0	0	0	0	235,000
TITLUL X PROIECTE CU FINANTARE DIN FONDURI EXTERNE NERAMBURSABILE AFERENTE CADRULUI FINANCIAR 2014-2020	58	0	0	0	0	0	0	0	0	235,000
Programe din Fondul European de Dezvoltare Regionala (FEDR)	58.01	0	0	0	0	0	0	0	0	235,000
Finantarea nationala	58.01.01	0	0	0	0	0	0	0	0	35,000
Finantarea externa nerambursabila	58.01.02	0	0	0	0	0	0	0	0	200,000

Primar,  
Cristi Valentin Misaila

Director Executiv Adjunct,  
Simona Poiana

Sef Serviciu Buget-Contabilitate,  
Denise Epure



## MUNICIPIUL FOCSANI

## Contul de executie al bugetului institutiilor publice la data de 30.09.2024


sursa de finantare: 07

## Capitole:70.07

Denumire	CodIndicator	Credite de angajament Initale	Credite Angajament Trimestriale	Credite bugetare initiale	Credite bugetare trimestriale	Angajamente bugetare	Angajamente legale	Plati efectuate	Angajamente legale de platit	Cheltuieli efective
TOTAL CHELTUIELI	00	2,800,000	2,800,000	5,813,000	5,813,000	3,619,594	3,619,594	3,619,594	0	0
CHELTUIELI CURENTE	01	0	0	3,013,000	3,013,000	3,013,000	3,013,000	3,013,000	0	0
TITLUL VIII PROIECTE CU FINANTARE DIN FONDURI EXTERNE NERAMBURSABILE (FEN) POSTADERARE	56	0	0	3,013,000	3,013,000	3,013,000	3,013,000	3,013,000	0	0
Programe finantate din Fondul European de Dezvoltare Regionala (FEDR), aferente cadrului financiar 2021-2027	56.48	0	0	3,013,000	3,013,000	3,013,000	3,013,000	3,013,000	0	0
Finantare nationala	56.48.01	0	0	150,650	150,650	150,650	150,650	150,650	0	0
Finantare externa nerambursabila	56.48.02	0	0	2,862,350	2,862,350	2,862,350	2,862,350	2,862,350	0	0
70. CHELTUIELI DE CAPITAL (70=71+72)	70	2,800,000	2,800,000	2,800,000	2,800,000	606,594	606,594	606,594	0	0
TITLUL XV ACTIVE NEFINANCIARE	71	2,800,000	2,800,000	2,800,000	2,800,000	606,594	606,594	606,594	0	0
Active fixe (inclusiv reparatii capitale)	71.01	2,800,000	2,800,000	2,800,000	2,800,000	606,594	606,594	606,594	0	0
Constructii	71.01.01	2,800,000	2,800,000	2,800,000	2,800,000	606,594	606,594	606,594	0	0

Primar,

Cristi Valentin Misaila



Director Executiv Adjunct,

Simona Poiana

Sef Serviciu Buget-Contabilitate,

Denise Epure

Contul de executie al bugetului institutiilor publice la data de 30.09.2024  
sursa de finantare: 07

Capitole:84.07

Denumire	CodIndicator	Credite de angajament Initiale	Credite Angajament Trimestriale	Credite bugetare initiale	Credite bugetare trimestriale	Angajamente bugetare	Angajamente legale	Plati efectuate	Angajamente legale de platit	Cheltuieli efective
TOTAL CHELTUIELI	00	0	0	1,673,440	1,673,440	1,673,436	1,673,436	1,673,436	0	3,297,333
CHELTUIELI CURENTE	01	0	0	1,673,440	1,673,440	1,673,436	1,673,436	1,673,436	0	10,138
TITLUL VIII PROIECTE CU FINANTARE DIN FONDURI EXTERNE NERAMBURSABILE (FEN) POSTADERARE	56	0	0	1,673,440	1,673,440	1,673,436	1,673,436	1,673,436	0	10,138
Programe finantate din Fondul European de Dezvoltare Regionala (FEDR), aferente cadrului financiar 2021-2027	56.48	0	0	1,673,440	1,673,440	1,673,436	1,673,436	1,673,436	0	10,138
Finantare nationala	56.48.01	0	0	251,440	251,440	251,436	251,436	251,436	0	1,521
Finantare externa nerambursabila	56.48.02	0	0	1,422,000	1,422,000	1,422,000	1,422,000	1,422,000	0	8,617
70. CHELTUIELI DE CAPITAL (70=71+72)	70	0	0	0	0	0	0	0	0	3,287,195
TITLUL XV ACTIVE NEFINANCIARE	71	0	0	0	0	0	0	0	0	3,287,195
Active fixe (inclusiv reparatii capitale)	71.01	0	0	0	0	0	0	0	0	3,287,195
Constructii	71.01.01	0	0	0	0	0	0	0	0	3,287,195

Primar,

Cristi Valentin Misaila



Director Executiv Adjunct,  
Simona Poiana

Sef Serviciu Buget-Contabilitate,  
Denise Epure